



F¹SN

Medical Imaging



Medical Imaging



Contents

Overview.....	4-5
19" Medical Display FS-L1901D.....	6-7
24" Medical Display FS-L2401D.....	8-9
26" Medical Display FS-L2601D.....	10-11
26" Medical Display FS-P2601D	12-13
32" Medical Display FS-L3201D.....	14-15
42" Medical Display FS-L4202D.....	16-17
55" Medical Display FS-L5501D.....	18-19
Control OR IPS1000A	20-21
Universal Converter IPS500A	22-23
Wireless Transceiver WIS1000.....	24-25
Fiber Optic Components.....	26-27

FSN

Medical Imaging

Today's OR must be equipped to display crystal-clear images for fast, on-the-fly decision making. FSN medical video systems combine rich features with industry-specific compliance. Our family of video solutions brings performance and convenience advantages to the operating room environment.

Wireless Communication



FSN ShareView Wireless Transmitter and Receiver

Model Number: WIS1000

Our wireless transmitter and receiver system delivers uncompressed, 1080p/60Hz, HD video with zero latency. Eliminate cumbersome cross-room cables or wires!

FSN Signal Regenerator

Model Number: WIS1001

The WIS1001 is a DVI converter and scaler created to provide a "clean" output signal complying with industry standards. It allows the user to upscale a lower resolution to HD.

Displays



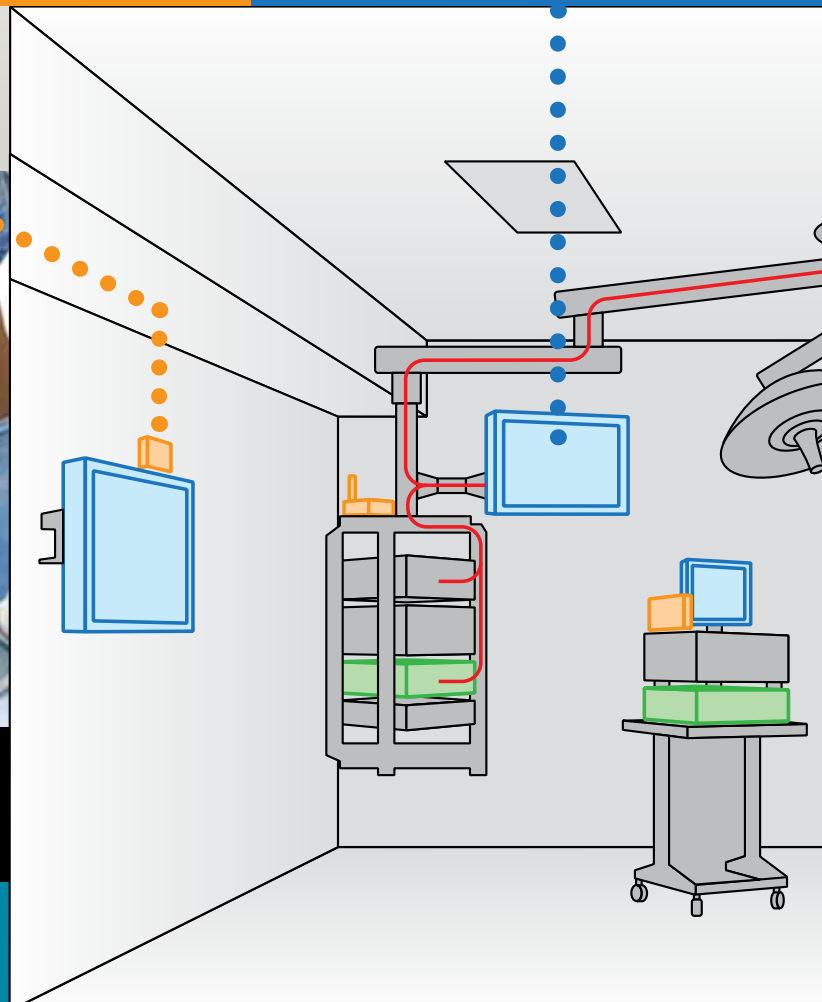
FSN Medical Grade Displays

Shown: 26" LED
Model Number: FS-L2606D

FSN carries a full line of medical-grade display monitors, ranging in size from 19 to 55 inch. Each display comes with industry standard input and output connections.



FSN technology offers a comprehensive, one-stop solution for OR video integration.



The heritage of FSN video components began with providing high definition LCD monitors for medical applications. Soon we developed additional video products for the operating room, including a complete fiber infrastructure and wireless technologies. Today, FSN has grown to be a full line provider of integrated OR video solutions.

FSN harnesses the latest technology in advanced video hardware, signal control, and signal distribution. We then tailor our products specifically for use in surgical suites, operating rooms, emergency rooms, and endoscope facilities. Contact any FSN global location and learn more about how to see the best medical images when clarity matters most.

Signal Management

Connections



FSN Control OR

Model Number: IPS1000A

Designed for medical use, this image processing unit can scale, reformat, and split video signals, all from one central location. It features 10 input and 5 output capability. Control OR can even upgrade an analog signal to digital format.

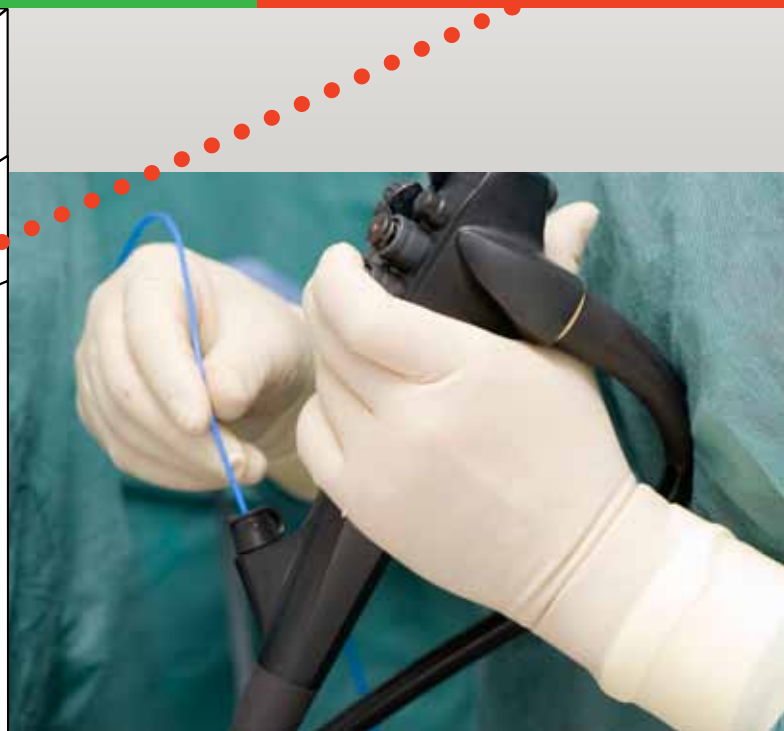
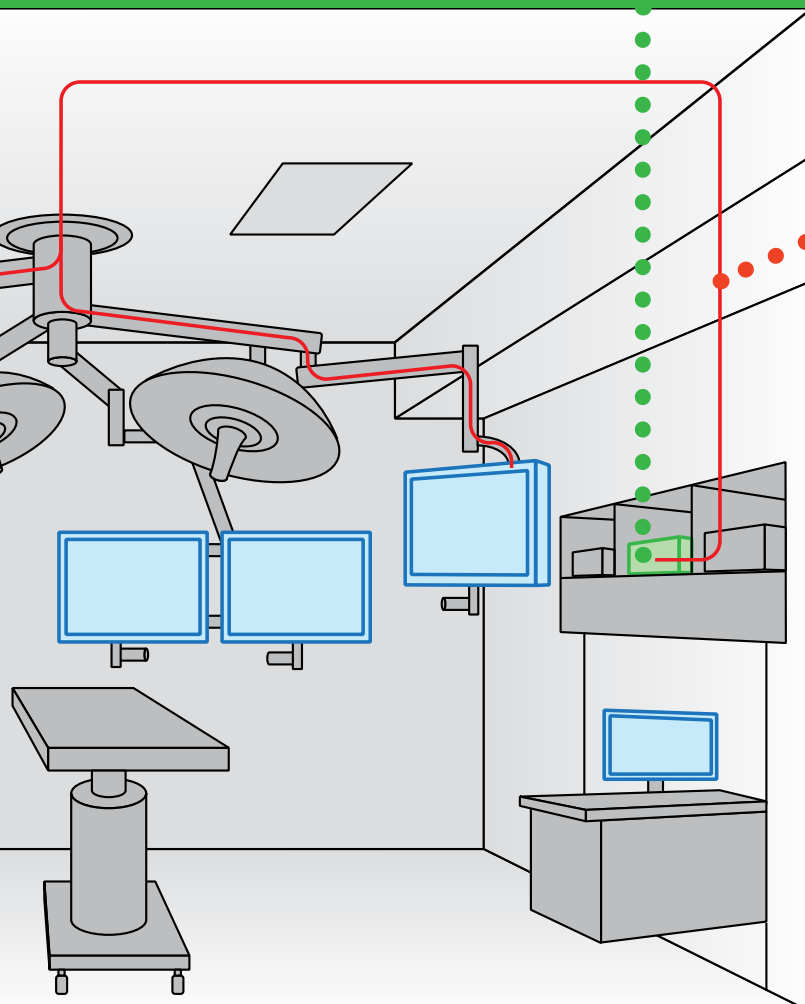
FSN Universal Converter

Model Number: IPS500A

Our universal converter accepts a variety of video input signals, then converts them for output as DVI. It enables devices without a DVI output to be connected easily to digital display devices, such as surgical LCD monitors in an operating room environment.

FSN Interface and Distribution

FSN supplies all of the medical video infrastructure components you need, from optical fiber and wall plates, to extenders, splitters, and converters.



Bring efficiency and compatibility to your next OR project with FSN medical video components.

19" HD Medical Display



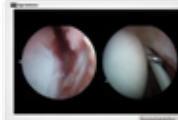
When Clarity Matters Most

At FSN, we understand that although space is limited in the OR, quality must not be compromised. Our complete medical monitor selection offers functionality, reliability, and all major inputs: DVI, VGA, Component, Composite, S-video, SOG, and HSDSI.

- High definition picture
- Designed for medical use
- Rugged, IPX1 liquid resistant housing
- Withstands repeated cleaning
- Mounts securely to booms or custom yokes.
- Firmware can be upgraded and customized

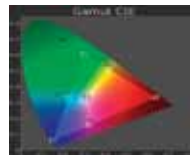


Medical monitors from FSN are fully compatible with today's medical video providers.



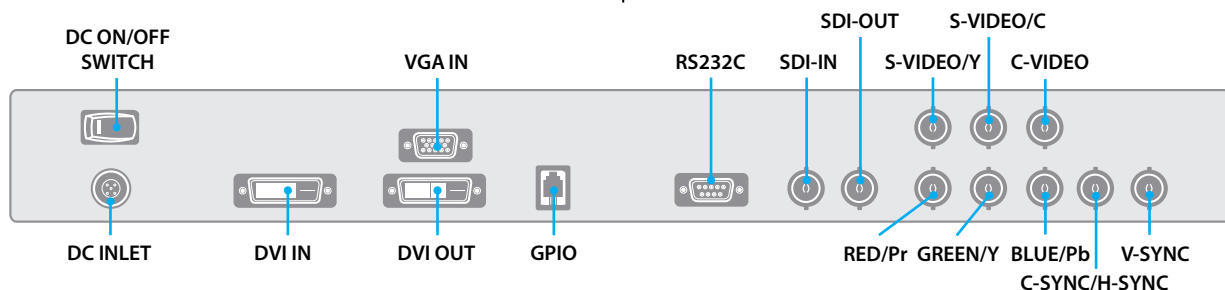
Multi-Display Modes

Picture-in-picture, picture-by-picture, zoom, swap images, pan, OSD lock and freeze functions can be controlled from the keypad located on the front of each display.



Accurate Color Reproduction

FSN monitors have the ability to clamp down the visible color spectrum, ensuring that doctors see exactly what they expect to see. Each display is calibrated to well known surgical color preferences. In addition, fine tune adjustments can be made at any time.



FSN displays have the connections you need. All major inputs are accepted via the back side connection panel. There are even connections for optional touchscreen capability.

www.fsnmed.com

Foreseeson Custom Displays
2210 E. Winston Road
Anaheim, CA 92806
Tel: 714-300-0540
Fax: 714-300-0546

1 Bridge Plaza, Ste. 275
Fort Lee, NJ 07024
Tel: 201-849-4495
Fax: 201-490-1080

1800 Pembroke Dr., Ste. 300
Orlando, FL 32810
Tel: 407-667-3586
Fax: 407-667-4799

Benzstr.9
61352 Bad Homburg, Germany
Tel: +49(0)6172-185310-15
Fax: +49(0)6172-185310-11

Unit 2 Kingsmill Business Park
Chapel Mill Road
Kingston upon Thames, Surrey KT1 3GZ
Tel: 44 (0) 208 546 1047
Fax: 44 (0) 208 546 3931

Gang Nam Main Tower #801
1357-66 Seo-cho Dong
Seoul, 137-070 Korea
Tel: 82-2-521-5296
Fax: 82-2-521-5207

59-9 Jang-Dong, Yuseong-Gu
Daejeon City, Korea, 305-343
Tel: 82-42-360-8000
Fax: 82-42-360-8005

Specifications

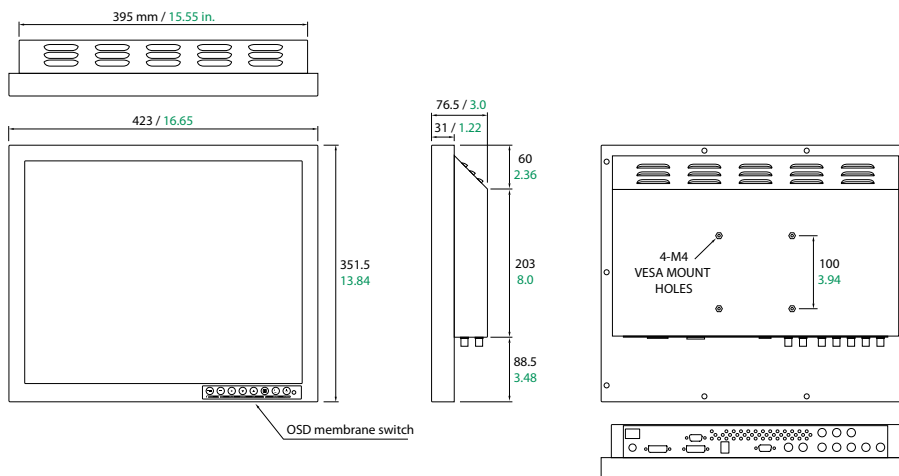


General Features

Item	Description
Panel	19" (LG Display)
Resolution	1280 x 1024 pixel
Input Signal	1 x DVI 1 x D-SUB 1 x BNC (SDI) 1 x BNC (CVBS) 2 x BNC (SVHS Y/C) 5 x BNC (Component Y/G, Pb/B, Pr/R, H/CS, VS Input)
TOUCH (optional)	(Depth and weight will increase)
GPIO port	Swap, PIP / PBP1 / PBP2 Select, Record indicator
Output Signal	1 x DVI & 1 x BNC (SDI)
Power Supply	AC/DC Adaptor (AC 100~240V, DC 12V 7A)
Control Key	Power, Menu, PIP, Up, Down, Plus, Minus, Input
Unit Dimension	423 (W) x 351.5 (H) x 76.5 (D) mm 16.65 (W) x 13.84 (H) x 3.0 (D) inch
Average Brightness	270 (5 points Avg.) cd/ m2
Response Time (G-to-G)	14 ms
Viewing Angle (CR>10)	R/L 170, U/D 170
Weight	7.3 kg, 16.1 lbs
Contrast Ratio	800 : 1 Typical
Pixel Pitch	0.294(W)mm x 0.294(H)mm

Signal Timing

Input Signal	Type	Description
VGA	Type	Analog RGB
	Connector	DSUB-15
	Level	0.7Vp-p ±5%
	Polarity	Positive
	Impedance	75 ohm ±5%
	Horizontal frequency	30 ~ 81KHz
DVI	Vertical frequency	50 ~ 85Hz
	Type	Separate H/V sync, Composite H/V sync, Sync On Green Automatic synchronization without external switch
	Terminal resistance	more than 2KΩ
	Type	Digital RGB
	Signal Format	TMD5 single link
	Connector	DVI-D
CVBS	Type	C-Video
	Color system	NTSC, PAL
	Signal Format	Composite Video Signal
SVHS Y/C	Type	S-Video
	Color system	NTSC, PAL
	Signal Format	Y/C Separated Video Signal
SDI	1080i (60 / 59.94 / 50)	
	SMPTE-274M	1080p (30 / 29.97 / 25 / 24 / 24sF / 23.98 / 23.98sF)
	SMPTE-296M	720p (60 / 59.94 / 50)
	SMPTE-260M	1035i (60 / 59.94)
	SMPTE-125M	480i (59.94)
	ITU-R BT.656	576i (50)



24" HD Medical Display



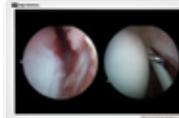
When Clarity Matters Most

At FSN, we understand that although space is limited in the OR, quality must not be compromised. Our complete medical monitor selection offers functionality, reliability, and all major inputs: DVI, VGA, Component, Composite, S-video, SOG, HDSOI and fiber.

- High definition picture
- Designed for medical use
- Rugged, IPX1 liquid resistant housing
- Withstands repeated cleaning
- Mounts securely to booms or custom yokes.
- Firmware can be upgraded and customized




Medical monitors from FSN are fully compatible with today's medical video providers.



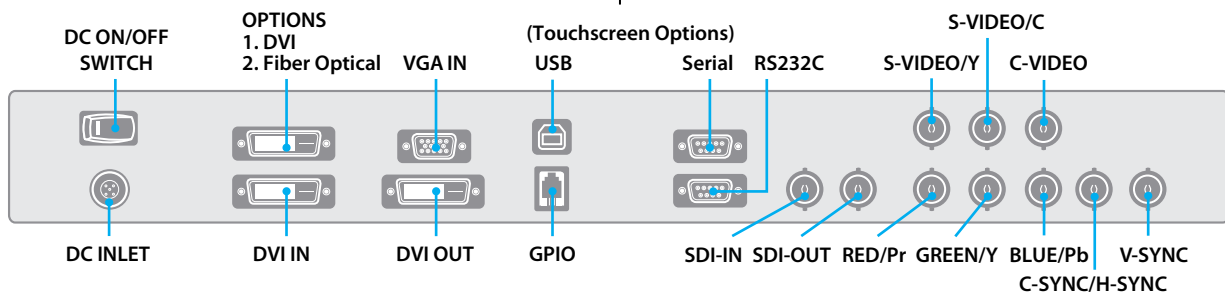
Multi-Display Modes

Picture-in-picture, picture-by-picture, zoom, swap images, pan, OSD lock and freeze functions can be controlled from the keypad located on the front of each display.



Accurate Color Reproduction

FSN monitors have the ability to clamp down the visible color spectrum, ensuring that doctors see exactly what they expect to see. Each display is calibrated to well known surgical color preferences. In addition, fine tune adjustments can be made at any time.



FSN displays have the connections you need. All major inputs are accepted via the back side connection panel. There are even connections for optional touchscreen capability.

Specifications

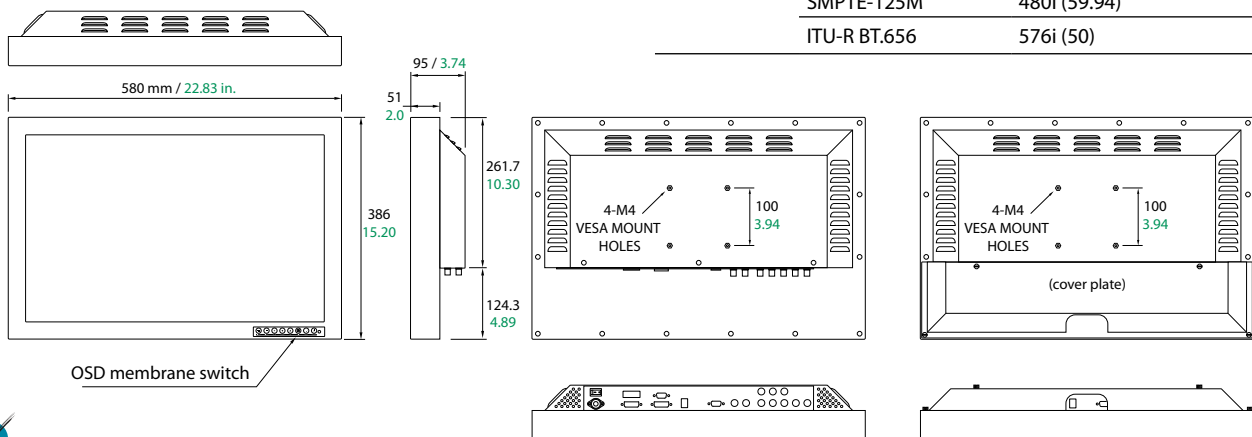


General Features

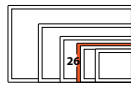
Item	Description
Panel	24" LM240WU4 (LG Display)
Resolution	1920 x 1200 pixel
Input Signal	1 x DVI 1 1 x DVI 2 (optical fiber optional) 1 x D-SUB 1 x BNC (SDI) 1 x BNC (CVBS) 2 x BNC (SVHS Y/C) 5 x BNC (Component Y/G, Pb/B, Pr/R, H/CS, VS Input)
TOUCH (optional)	(Note: Depth and weight will increase)
GPIO port	Swap, PIP / PBP1 / PBP2 Select, Record indicator
Output Signal	1 x DVI & 1 x BNC (SDI)
Power Supply	AC/DC Adaptor (AC 100~240V, DC 24V 6.25A)
Control Key	Power, Menu, PIP, Up, Down, Plus, Minus, Input
Unit Dimension	580 (W) x 386 (H) x 95 (D) mm 22.83 (W) x 15.20 (H) x 3.74 (D) inch
Average Brightness	400 (5 points Avg.) cd/ m2
Response Time (G-to-G)	6 ms (avg.)
Viewing Angle (CR>10)	R/L 178, U/D 178
Weight	7.5 kg, 16.53 lbs
Contrast Ratio	1000 : 1 Typical
Pixel Pitch	0.270(W) x 0.270(H)

Signal Timing

Input Signal	Type	Description
VGA	Type	Analog RGB
	Connector	DSUB-15
	Level	0.7Vp-p ±5%
	Polarity	Positive
	Impedance	75 ohm ±5%
	Horizontal frequency	30 ~ 93KHz
	Vertical frequency	50 ~ 85Hz
	Applicable maximum pixel frequency	170MHz
	Type	Separate H/V sync, Composite H/V sync, Sync On Green Automatic synchronization without external switch
	Terminal resistance	more than 2KΩ
DVI	Type	Digital RGB
	Signal Format	TMDS single link
Optical DVI	Connector	DVI-D
	Type	Digital RGB
CVBS	Signal Format	Fiber Optic Transmission
	Type	C-Video
	Color system	NTSC, PAL
SVHS Y/C	Signal Format	Composite Video Signal
	Type	S-Video
	Color system	NTSC, PAL
SDI	Signal Format	Y/C Separated Video Signal
	SMPTE-274M	1080i (60 / 59.94 / 50)
		1080p (30 / 29.97 / 25 / 24 / 24sF / 23.98 / 23.98sF)
	SMPTE-296M	720p (60 / 59.94 / 50)
	SMPTE-260M	1035i (60 / 59.94)
	SMPTE-125M	480i (59.94)
ITU-R BT.656	576i (50)	



26" HD Medical Display



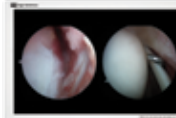
When Clarity Matters Most

At FSN, we understand that although space is limited in the OR, quality must not be compromised. Our complete medical monitor selection offers functionality, reliability, and all major inputs: DVI, VGA, Component, Composite, S-video, SOG, HDSOI and fiber.

- High definition picture
- Designed for medical use
- Rugged, IPX1 liquid resistant housing
- Withstands repeated cleaning
- Mounts securely to booms or custom yokes.
- Firmware can be upgraded and customized

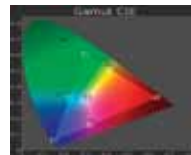


Medical monitors from FSN are fully compatible with today's medical video providers.



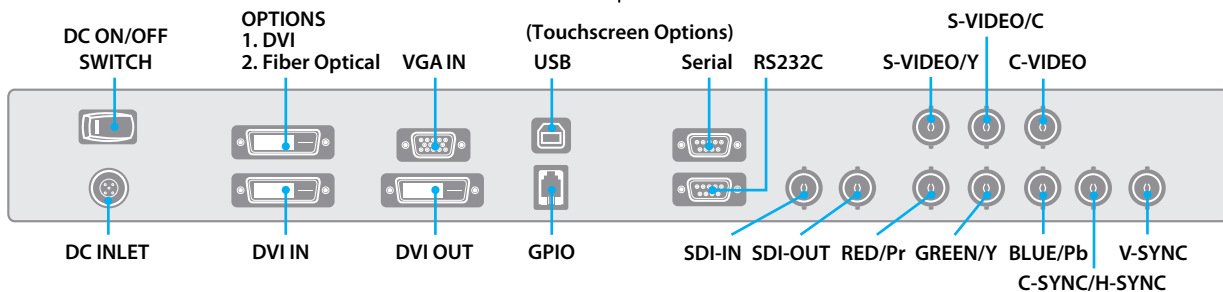
Multi-Display Modes

Picture-in-picture, picture-by-picture, zoom, swap images, pan, OSD lock and freeze functions can be controlled from the keypad located on the front of each display.



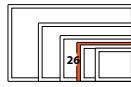
Accurate Color Reproduction

FSN monitors have the ability to clamp down the visible color spectrum, ensuring that doctors see exactly what they expect to see. Each display is calibrated to well known surgical color preferences. In addition, fine tune adjustments can be made at any time.



FSN displays have the connections you need. All major inputs are accepted via the back side connection panel. There are even connections for optional touchscreen capability.

Specifications

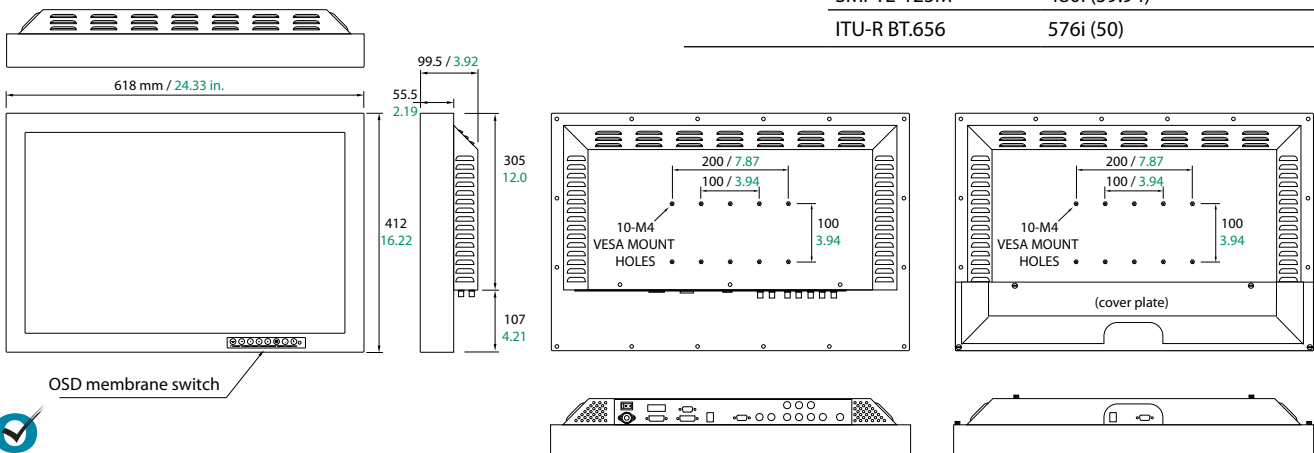


General Features

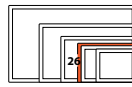
Item	Description
Panel	26" LM260WU2-SLA2 (LG Display)
Resolution	1920 x 1200 pixel
Input Signal	1 x DVI 1
	1 x DVI 2 (optical fiber optional)
	1 x D-SUB
	1 x BNC (SDI)
	1 x BNC (CVBS)
	2 x BNC (SVHS Y/C)
TOUCH (optional)	5 x BNC (Component Y/G, Pb/B, Pr/R, H/CS, VS Input)
	(Note: Depth and weight will increase)
GPIO port	Swap, PIP / PBP1 / PBP2 Select, Record indicator
Output Signal	1 x DVI & 1 x BNC (SDI)
Power Supply	AC/DC Adaptor (AC 100~240V, DC 24V 6.25A)
Control Key	Power, Menu, PIP, Up, Down, Plus, Minus, Input
Unit Dimension	618(W) x 412(H) x 99.5(D) mm 24.33(W) x 16.22(H) x 3.92(D) inch
Average Brightness	400 (5 points avg.) cd/m2
Response Time (G-to-G)	6 ms (avg.)
Viewing Angle (CR>10)	R/L 178, U/D 178
Weight	8.8 kg, 19.4 lbs
Contrast Ratio	1000 : 1 typical
Pixel Pitch	0.2865 x 0.2865

Signal Timing

Input Signal	Type	Description
VGA	Type	Analog RGB
	Connector	DSUB-15
	Level	0.7Vp-p ±5%
	Polarity	Positive
	Impedance	75 ohm ±5%
	Horizontal frequency	30 ~ 93KHz
	Vertical frequency	50 ~ 85Hz
	Applicable maximum pixel frequency	170MHz
	Type	Separate H/V sync, Composite H/V sync, Sync On Green Automatic synchronization without external switch
	Terminal resistance	more than 2KΩ
DVI	Type	Digital RGB
	Signal Format	TMDs single link
Optical DVI	Connector	DVI-D
	Type	Digital RGB
CVBS	Signal Format	Fiber Optic Transmission
	Type	C-Video
	Color system	NTSC, PAL
SVHS Y/C	Signal Format	Composite Video Signal
	Type	S-Video
	Color system	NTSC, PAL
SDI	Signal Format	Y/C Separated Video Signal
	SMPTE-274M	1080i (60 / 59.94 / 50)
	SMPTE-296M	1080p (30 / 29.97 / 25 / 24 / 24sF / 23.98 / 23.98sF)
	SMPTE-260M	720p (60 / 59.94 / 50)
	SMPTE-125M	1035i (60 / 59.94)
ITU-R BT.656	480i (59.94)	
		576i (50)



26" HD Medical Display



When Clarity Matters Most

At FSN, we understand that although space is limited in the OR, quality must not be compromised. Our complete medical monitor selection offers functionality, reliability, and all major inputs: DVI, VGA, Component, Composite, S-video, SOG, HDSI and fiber.

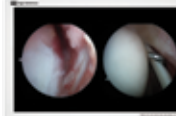
- High definition picture
- Designed for medical use
- Rugged, IPX1 liquid resistant housing
- Withstands repeated cleaning
- Mounts securely to booms or custom yokes.
- Firmware can be upgraded and customized



Medical monitors from FSN are fully compatible with today's medical video providers.

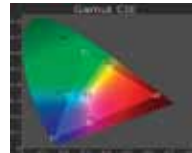


Multi-Display Modes

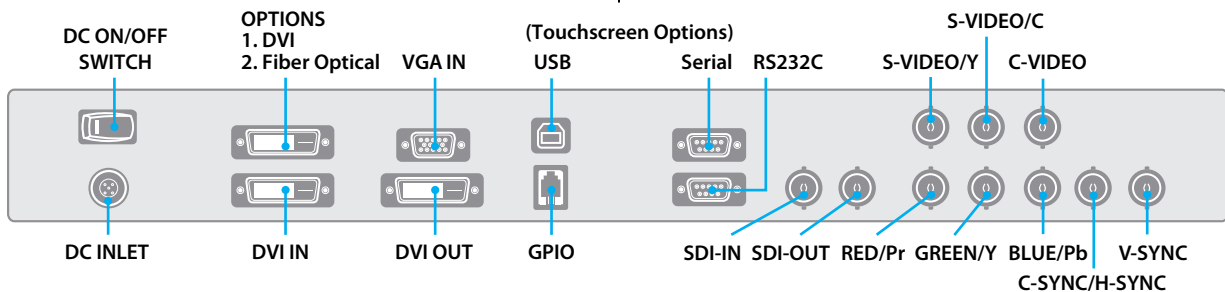


Picture-in-picture, picture-by-picture, zoom, swap images, pan, OSD lock and freeze functions can be controlled from the keypad located on the front of each display.

Accurate Color Reproduction

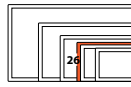


FSN monitors have the ability to clamp down the visible color spectrum, ensuring that doctors see exactly what they expect to see. Each display is calibrated to well known surgical color preferences. In addition, fine tune adjustments can be made at any time.



FSN displays have the connections you need. All major inputs are accepted via the back side connection panel. There are even connections for optional touchscreen capability.

Specifications

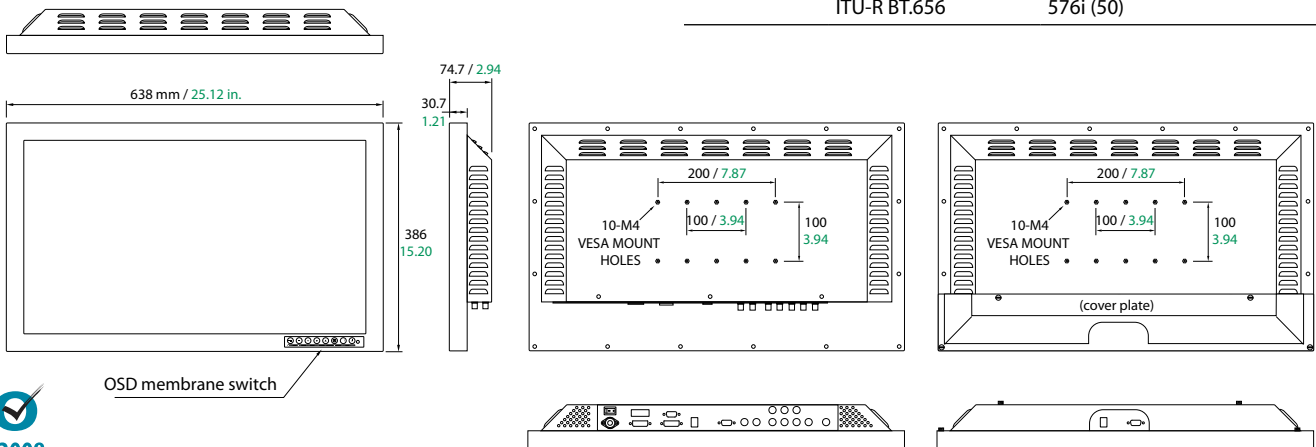


General Features

Item	Description
Panel	26" VVX26F134H00 (Panasonic)
Resolution	1920 x 1080 pixel
Input Signal	1 x DVI 1 1 x DVI 2 (optical fiber optional) 1 x D-SUB 1 x BNC (SDI) 1 x BNC (CVBS) 2 x BNC (SVHS Y/C) 5 x BNC (Component Y/G, Pb/B, Pr/R, H/CS, VS Input)
TOUCH (optional)	(Note: Depth and weight will increase)
GPIO port	Swap, PIP / PBP1 / PBP2 Select, Record indicator
Output Signal	1 x DVI & 1 x BNC (SDI)
Power Supply	AC/DC Adaptor (AC 100~240V, DC 24V 6.25A)
Control Key	Power, Menu, PIP, Up, Down, Plus, Minus, Input
Unit Dimension	638(W) x 389(H) x 74.7(D) mm 25.12(W) x 15.32(H) x 2.94(D) inch
Average Brightness	400 (5 points avg.) cd/m2
Response Time (G-to-G)	8 ms (avg.)
Viewing Angle (CR>10)	R/L 178, U/D 178
Weight	7.6 kg, 16.8 lbs
Contrast Ratio	1000 : 1 typical
Pixel Pitch	0.3 x 0.3

Signal Timing

Input Signal	Type	Description
VGA	Type	Analog RGB
	Connector	DSUB-15
	Level	0.7Vp-p ±5%
	Polarity	Positive
	Impedance	75 ohm ±5%
	Horizontal frequency	30 ~ 93KHz
	Vertical frequency	50 ~ 85Hz
	Applicable maximum pixel frequency	170MHz
	Type	Separate H/V sync, Composite H/V sync, Sync On Green Automatic synchronization without external switch
	Terminal resistance	more than 2KΩ
DVI	Type	Digital RGB
	Signal Format	TMDS single link
	Connector	DVI-D
Optical DVI	Type	Digital RGB
	Signal Format	Fiber Optic Transmission
CVBS	Type	C-Video
	Color system	NTSC, PAL
	Signal Format	Composite Video Signal
SVHS Y/C	Type	S-Video
	Color system	NTSC, PAL
	Signal Format	Y/C Separated Video Signal
SDI	SMPTE-425	1080p (60 / 50) 1080i (60 / 59.94 / 50)
	SMPTE-274M	1080p (30 / 29.97 / 25 / 24 / 24sF / 23.98 / 23.98sF)
	SMPTE-296M	720p (60 / 59.94 / 50)
	SMPTE-125M	480i (59.94)
	ITU-R BT.656	576i (50)



32" HD Medical Display



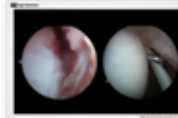
When Clarity Matters Most

At FSN, we understand that although space is limited in the OR, quality must not be compromised. Our complete medical monitor selection offers functionality, reliability, and all major inputs: DVI, VGA, Component, Composite, S-video, SOG, HDSOI and fiber.

- High definition picture
- Designed for medical use
- Rugged, IPX1 liquid resistant housing
- Withstands repeated cleaning
- Mounts securely to booms or custom yokes.
- Firmware can be upgraded and customized




Medical monitors from FSN are fully compatible with today's medical video providers.



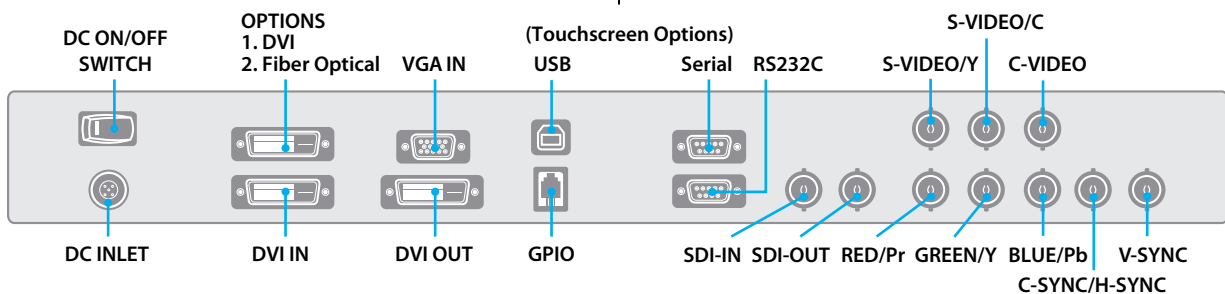
Multi-Display Modes

Picture-in-picture, picture-by-picture, zoom, swap images, pan, OSD lock and freeze functions can be controlled from the keypad located on the front of each display.



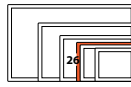
Accurate Color Reproduction

FSN monitors have the ability to clamp down the visible color spectrum, ensuring that doctors see exactly what they expect to see. Each display is calibrated to well known surgical color preferences. In addition, fine tune adjustments can be made at any time.



FSN displays have the connections you need. All major inputs are accepted via the back side connection panel. There are even connections for optional touchscreen capability.

Specifications

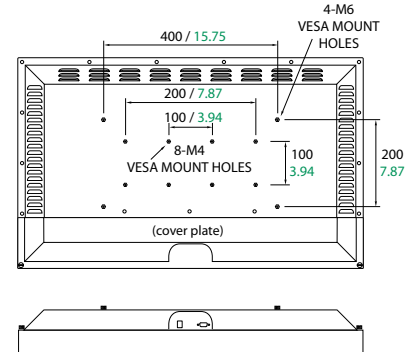
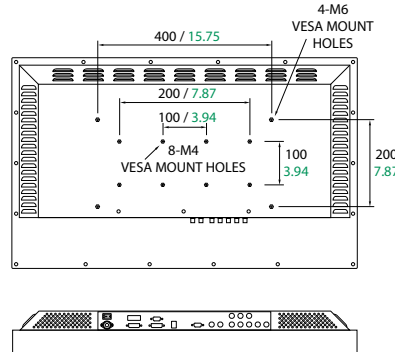
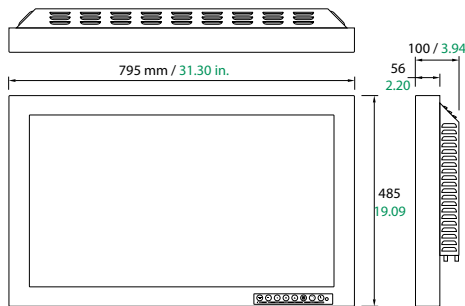


General Features

Item	Description
Panel	32" (LG Display)
Resolution	1920 x 1080 pixel
Input Signal	1 x DVI 1 1 x DVI 2 (optical fiber optional) 1 x D-SUB 1 x BNC (SDI) 1 x BNC (CVBS) 2 x BNC (SVHS Y/C) 5 x BNC (Component Y/G, Pb/B, Pr/R, H/CS, VS Input)
TOUCH (optional)	(Note: Depth and weight will increase)
GPIO port	Swap, PIP / PBP1 / PBP2 Select, Record indicator
Output Signal	1 x DVI & 1 x BNC (SDI)
Power Supply	AC/DC Adaptor (AC 100~240V, DC 24V 6.25A)
Control Key	Power, Menu, PIP, Up, Down, Plus, Minus, Input
Unit Dimension	795(W) x 485(H) x 100(D) mm 31.30(W) x 19.09(H) x 3.94(D) inch
Average Brightness	500 (5 points avg.) cd/m2
Response Time (G-to-G)	6 ms (avg.)
Viewing Angle (CR>10)	R/L 178, U/D 178
Weight	15.8 kg, 34.8 lbs
Contrast Ratio	1300 : 1 typical
Pixel Pitch	0.363 x 0.363

Signal Timing

Input Signal	Type	Description
VGA	Type	Analog RGB
	Connector	DSUB-15
	Level	0.7Vp-p ±5%
	Polarity	Positive
	Impedance	75 ohm ±5%
	Horizontal frequency	30 ~ 93KHz
	Vertical frequency	50 ~ 85Hz
	Applicable maximum pixel frequency	170MHz
	Type	Separate H/V sync, Composite H/V sync, Sync On Green Automatic synchronization without external switch
	Terminal resistance	more than 2KΩ
DVI	Type	Digital RGB
	Signal Format	TMDs single link
	Connector	DVI-D
Optical DVI	Type	Digital RGB
	Signal Format	Fiber Optic Transmission
CVBS	Type	C-Video
	Color system	NTSC, PAL
	Signal Format	Composite Video Signal
SVHS Y/C	Type	S-Video
	Color system	NTSC, PAL
	Signal Format	Y/C Separated Video Signal
SDI		1080i (60 / 59.94 / 50)
	SMPTE-274M	1080p (30 / 29.97 / 25 / 24 / 24sF / 23.98 / 23.98sF)
	SMPTE-296M	720p (60 / 59.94 / 50)
	SMPTE-260M	1035i (60 / 59.94)
	SMPTE-125M	480i (59.94)
	ITU-R BT.656	576i (50)



OSD membrane switch

42" HD Medical Display



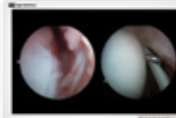
When Clarity Matters Most

At FSN, we understand that although space is limited in the OR, quality must not be compromised. Our complete medical monitor selection offers functionality, reliability, and all major inputs: DVI, VGA, Component, Composite, S-video, SOG, HDSI and fiber.

- High definition picture
- Designed for medical use
- Rugged, IPX1 liquid resistant housing
- Withstands repeated cleaning
- Mounts securely to booms or custom yokes.
- Firmware can be upgraded and customized




Medical monitors from FSN are fully compatible with today's medical video providers.



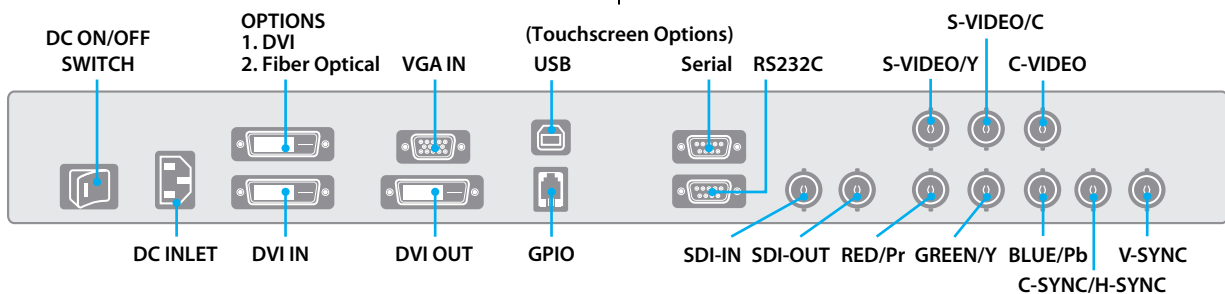
Multi-Display Modes

Picture-in-picture, picture-by-picture, zoom, swap images, pan, OSD lock and freeze functions can be controlled from the keypad located on the front of each display.



Accurate Color Reproduction

FSN monitors have the ability to clamp down the visible color spectrum, ensuring that doctors see exactly what they expect to see. Each display is calibrated to well known surgical color preferences. In addition, fine tune adjustments can be made at any time.



FSN displays have the connections you need. All major inputs are accepted via the back side connection panel. There are even connections for optional touchscreen capability.

Specifications

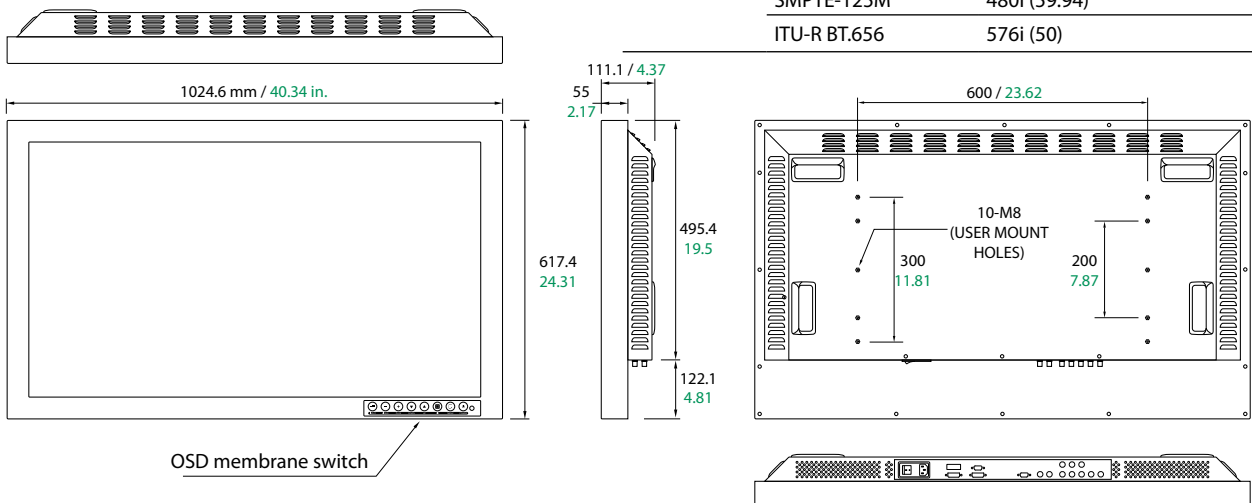


General Features

Item	Description
Panel	42" (LG Display)
Resolution	1920 x 1080 pixel
Input Signal	1 x DVI 1 1 x DVI 2 (optical fiber optional) 1 x D-SUB 1 x BNC (SDI) 1 x BNC (CVBS) 2 x BNC (SVHS Y/C) 5 x BNC (Component Y/G, Pb/B, Pr/R, H/CS, VS Input)
TOUCH (optional)	(Note: Depth and weight will increase)
GPIO port	Swap, PIP / PBP1 / PBP2 Select, Record indicator
Output Signal	1 x DVI & 1 x BNC (SDI)
Power Supply	AC/DC Adaptor (AC 100~240V, 6.3A)
Control Key	Power, Menu, PIP, Up, Down, Plus, Minus, Input
Unit Dimension	1024.6(W) x 617.4(H) x 111.1(D) mm 40.34(W) x 24.31(H) x 4.37(D) inch
Average Brightness	500 (5 points avg.) cd/m2
Response Time (G-to-G)	6 ms (avg.)
Viewing Angle (CR>10)	R/L 178, U/D 178
Weight	28 kg, 61.7 lbs
Contrast Ratio	1300 : 1 typical
Pixel Pitch	0.4845 x 0.4845

Signal Timing

Input Signal	Type	Description
VGA	Type	Analog RGB
	Connector	DSUB-15
	Level	0.7Vp-p ±5%
	Polarity	Positive
	Impedance	75 ohm ±5%
	Horizontal frequency	30 ~ 93KHz
	Vertical frequency	50 ~ 85Hz
	Applicable maximum pixel frequency	170MHz
	Type	Separate H/V sync, Composite H/V sync, Sync On Green Automatic synchronization without external switch
	Terminal resistance	more than 2KΩ
DVI	Type	Digital RGB
	Signal Format	TMDs single link
	Connector	DVI-D
Optical DVI	Type	Digital RGB
	Signal Format	Fiber Optic Transmission
CVBS	Type	C-Video
	Color system	NTSC, PAL
	Signal Format	Composite Video Signal
SVHS Y/C	Type	S-Video
	Color system	NTSC, PAL
	Signal Format	Y/C Separated Video Signal
SDI		1080i (60 / 59.94 / 50)
	SMPTE-274M	1080p (30 / 29.97 / 25 / 24 / 24sF / 23.98 / 23.98sF)
	SMPTE-296M	720p (60 / 59.94 / 50)
	SMPTE-260M	1035i (60 / 59.94)
	SMPTE-125M	480i (59.94)
	ITU-R BT.656	576i (50)



55" HD Medical Display



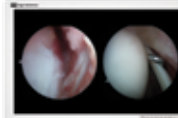
When Clarity Matters Most

At FSN, we understand that although space is limited in the OR, quality must not be compromised. Our complete medical monitor selection offers functionality, reliability, and all major inputs: DVI, VGA, Component, Composite, S-video, SOG, HDSOI and fiber.

- High definition picture
- Designed for medical use
- Rugged, IPX1 liquid resistant housing
- Withstands repeated cleaning
- Mounts securely to booms or custom yokes.
- Firmware can be upgraded and customized

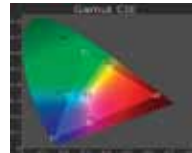


Medical monitors from FSN are fully compatible with today's medical video providers.



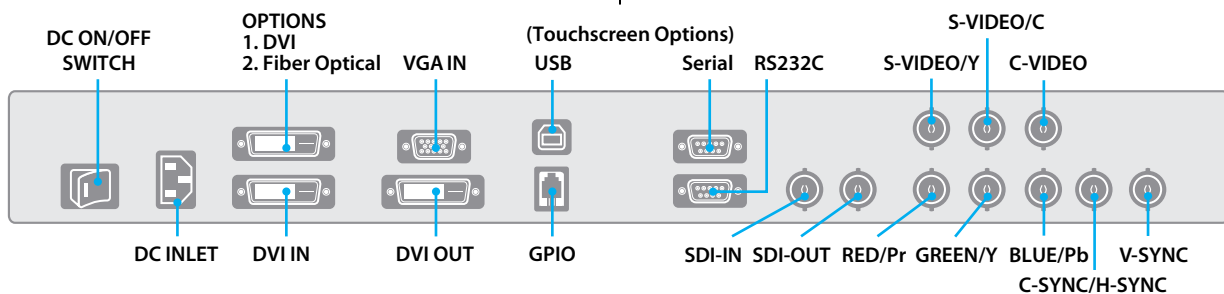
Multi-Display Modes

Picture-in-picture, picture-by-picture, zoom, swap images, pan, OSD lock and freeze functions can be controlled from the keypad located on the front of each display.



Accurate Color Reproduction

FSN monitors have the ability to clamp down the visible color spectrum, ensuring that doctors see exactly what they expect to see. Each display is calibrated to well known surgical color preferences. In addition, fine tune adjustments can be made at any time.



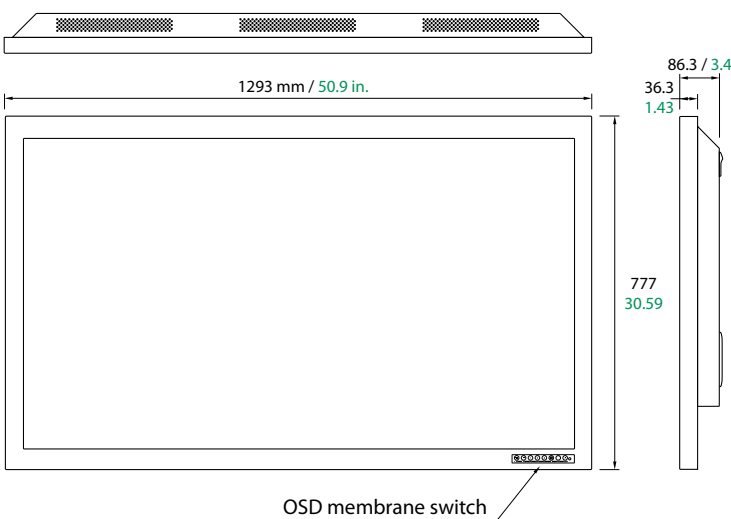
FSN displays have the connections you need. All major inputs are accepted via the back side connection panel. There are even connections for optional touchscreen capability.

Specifications



General Features

Item	Description
Panel	55" (LG Display)
Resolution	1920 x 1080 pixel
Input Signal	1 x DVI 1 1 x DVI 2 (optical fiber optional) 1 x D-SUB 1 x BNC (SDI) 1 x BNC (CVBS) 2 x BNC (SVHS Y/C) 5 x BNC (Component Y/G, Pb/B, Pr/R, H/CS, VS Input)
TOUCH (optional)	(Note: Depth and weight will increase)
GPIO port	Swap, PIP / PBP1 / PBP2 Select, Record indicator
Output Signal	1 x DVI & 1 x BNC (SDI)
Power Supply	AC 100~240V, 50/60 Hz, 3A Max
Control Key	Power, Menu, PIP, Up, Down, Plus, Minus, Input
Unit Dimension	1293(W) x 777(H) x 86.3(D) mm 50.9(W) x 30.59(H) x 3.4(D) inch
Average Brightness	500 (5 points avg.) cd/m2
Response Time (G-to-G)	6 ms (avg.)
Viewing Angle (CR>10)	R/L 178, U/D 178
Weight	37 kg, 81.57 lbs
Contrast Ratio	1400 : 1 typical
Pixel Pitch	0.630 x 0.630



Signal Timing

Input Signal	Type	Description
VGA	Type	Analog RGB
	Connector	DSUB-15
	Level	0.7Vp-p ±5%
	Polarity	Positive
	Impedance	75 ohm ±5%
	Horizontal frequency	30 ~ 93KHz
	Vertical frequency	50 ~ 85Hz
	Applicable maximum pixel frequency	170MHz
	Type	Separate H/V sync, Composite H/V sync, Sync On Green Automatic synchronization without external switch
	Terminal resistance	more than 2KΩ
DVI	Type	Digital RGB
	Signal Format	TMDs single link
	Connector	DVI-D
Optical DVI	Type	Digital RGB
	Signal Format	Fiber Optic Transmission
CVBS	Type	C-Video
	Color system	NTSC, PAL
	Signal Format	Composite Video Signal
SVHS Y/C	Type	S-Video
	Color system	NTSC, PAL
	Signal Format	Y/C Separated Video Signal
SDI		1080i (60 / 59.94 / 50)
	SMPTE-274M	1080p (30 / 29.97 / 25 / 24 / 24sF / 23.98 / 23.98sF)
	SMPTE-296M	720p (60 / 59.94 / 50)
	SMPTE-260M	1035i (60 / 59.94)
	SMPTE-125M	480i (59.94)
	ITU-R BT.656	576i (50)

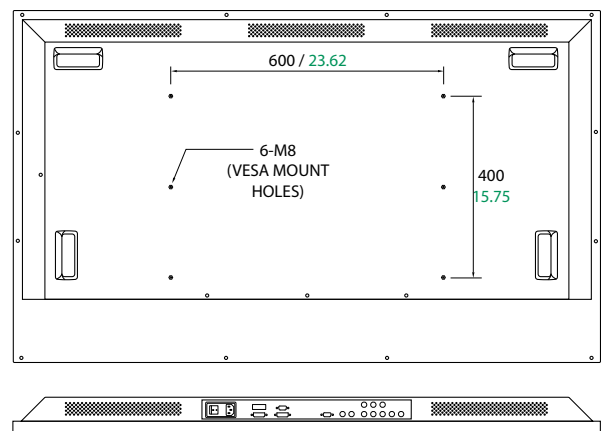


Image Processing System

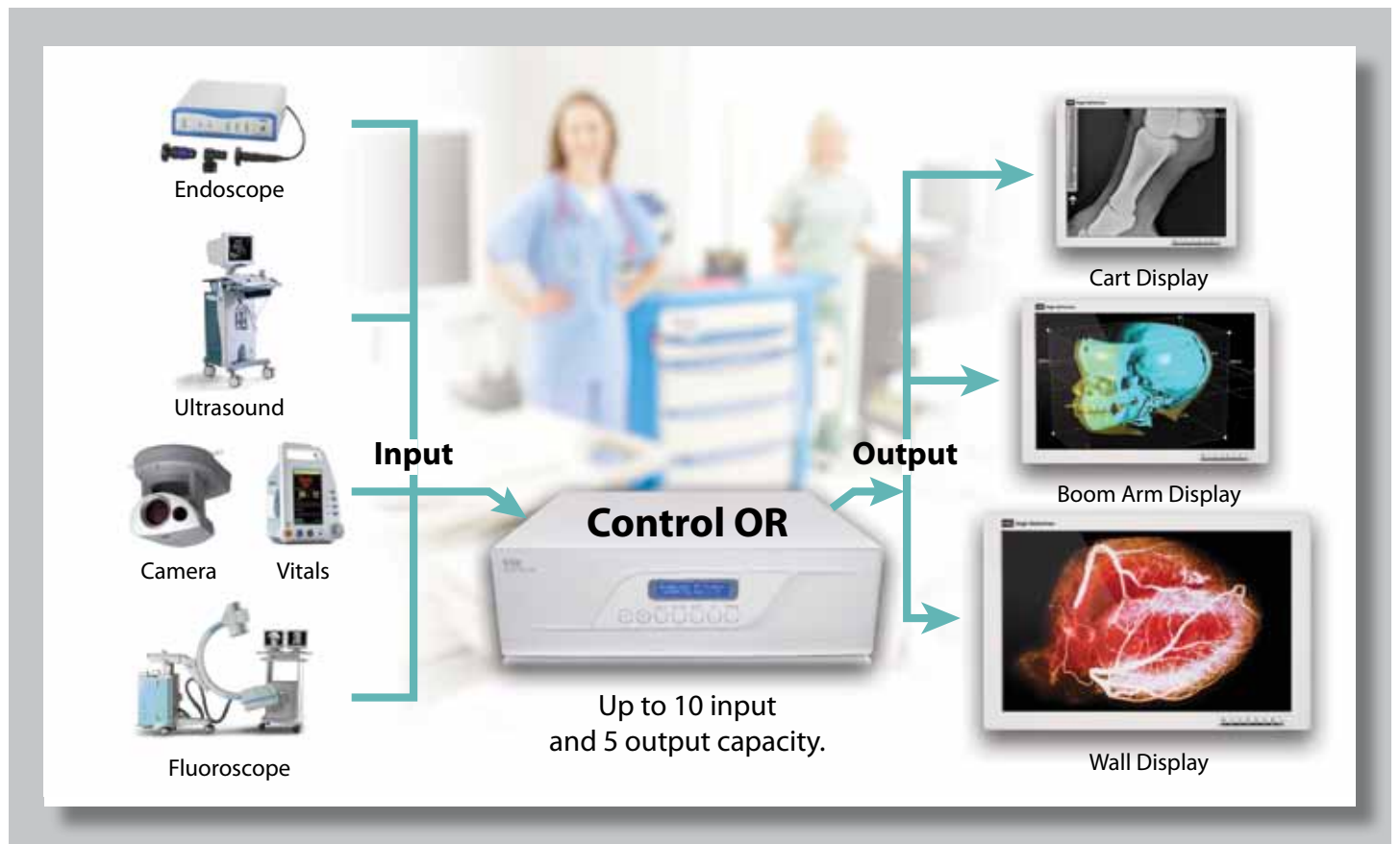
Video Distribution and Control

Take command of video signals in the OR! The variety of imaging equipment that is present in today's medical environments also means that video signal formats can vary greatly. Multiple devices may generate very different types of output.

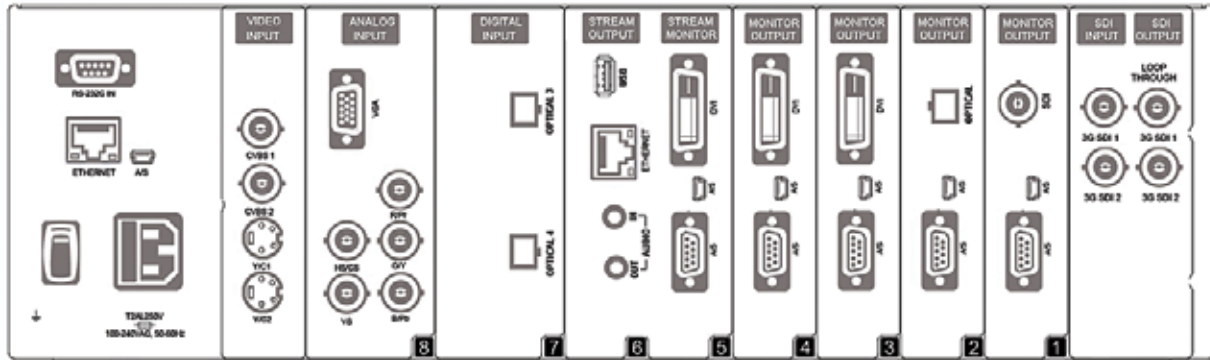
With the need to share a common video display system, the ability to convert, upgrade, and control video signals is essential. IPS1000, named Control OR, is designed to solve these problems. Control OR can scale, reformat, and split video signals based upon what is needed. It features 10 input and 5 output capability. Control OR can even upgrade an analog signal to digital format.



- Simultaneous distribution of signal sources to one or more displays
- Input/output connections using analog, digital and fiber standards
- Picture-in-picture, picture-by-picture, picture-on-picture capabilities
- Configure video matrix distribution directly on Control OR, remote via computer, or using a touch screen (with certain monitors)
- Control OR upgrades and maintains signal integrity



Specifications



Control OR has a comprehensive set of input/output features including SDI out and SDI loop-through for state-of-the-art versatility in today's medical environments. The range of analogue signals is impressive (CVBS1, CVBS2, Y/C1, Y/C2), and the signal/noise ratio has been kept to optimum levels.



General Features

Item	Description
Model	IPS1000A
Input	DVI-D x 2, DSUB x 1, RGBHV(Component Y/Pb/Pr) x 1, Video x 2, SVHS x 2, 3G SDI x 2
Output	DVI-D x 4, 3G SDI x 2, RS232C x 4 Port
Control key	7 button (Display, Source, Plus, Minus, Select, PiP, Stream)
OSD language	English
Power	AC 100~240V / 50~60Hz, 2A(max)
Serial communication	RS-232C 115200 baud Rx
Network	Ethernet TCP/IP 10/100 base TX (Auto sensing)
Compliance & Certifications	UL 60601-1, EN 60601-1-1-2, CE, CAN/CSA C22.2 NO.601, FCC Part 15, class I Medical device, RoHS
Size (H x D x W)	437 (17.205)x 380 (14.961) x 139.5 (5.492) mm/(inch)

More Medical Products from FSN



WIS1000
Wireless A/V transmitting system for the OR. 510k certified.



Medical Monitors
Designed for surgical use. Available sizes: 19" to 55."



IPS500A
A universal converter that accepts various video input signals for conversion to DVI.

Universal Medical Grade Signal Converter

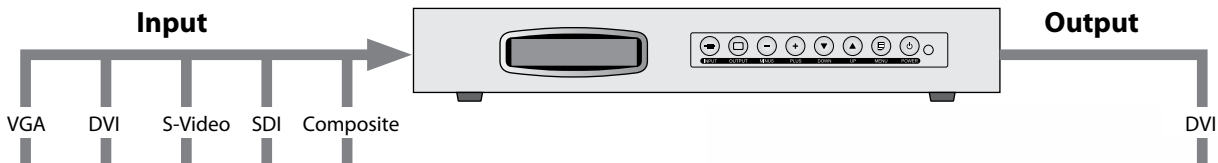
Video Distribution and Control

IPS500A is a universal converter that accepts video input signals as DVI, VGA, and S-Video, then converts the signal for output as a DVI. It enables devices without a DVI output to be connected easily to digital display devices, such as surgical LCD monitors in an operating room environment.



- Input: 1 VGA, 1 DVI, 1 S-Video, 1 Video
- Output: 1 DVI
- Conforms to 1U standards
- Compatible with common DVI standards
- Controlled using an intuitive key pad
- Supports up to WUXGA, 1080p resolution

*Display analog signals
on digital monitors!*



www.fsnmed.com

Foreseeson Custom Displays
2210 E. Winston Road
Anaheim, CA 92806
Tel: 714-300-0540
Fax: 714-300-0546

1 Bridge Plaza, Ste. 275
Fort Lee, NJ 07024
Tel: 201-849-4495
Fax: 201-490-1080

1800 Pembroke Dr., Ste. 300
Orlando, FL 32810
Tel: 407-667-3586
Fax: 407-667-4799

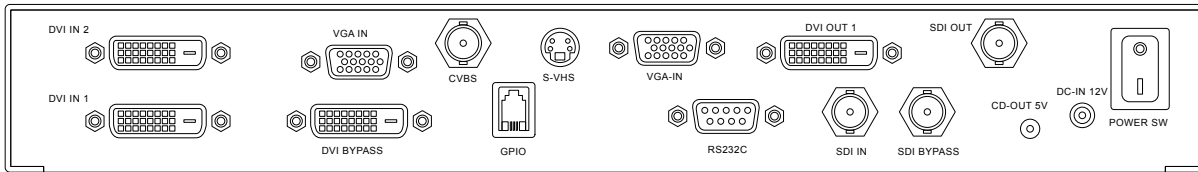
Benzstr.9
61352 Bad Homburg, Germany
Tel: +49(0)6172-185310-15
Fax: +49(0)6172-185310-11

Unit 2 Kingsmill Business Park
Chapel Mill Road
Kingston upon Thames, Surrey KT1 3GZ
Tel: 44 (0) 208 546 1047
Fax: 44 (0) 208 546 3931

Gang Nam Main Tower #801
1357-66 Seo-cho Dong
Seoul, 137-070 Korea
Tel: 82-2-521-5296
Fax: 82-2-521-5207

59-9 Jang-Dong, Yuseong-Gu
Daejeon City, Korea, 305-343
Tel: 82-42-360-8000
Fax: 82-42-360-8005

Specifications



General Features

Item	Description
Input Signal	1 x DVI-D
	1 x DVI-D (Fiber DVI detachable)
	2 x D-SUB (VGA, Component, RGBs)
	1 x BNC (3G-SDI)
	1 x BNC (CVBS)
	1 x DIN (SVHS)
Output Signal	1 x DVI-D, 1 x BNC (3G-SDI)
Control Key	8 button (input, output, minus, plus, down, up, menu, power)
LCD Display Language	English
Power Supply In	AC/DC Adaptor (AC 100~240V, DC 12V 7A)
Power Out	DC 5V / 1A
External Control	RS-232C
Unit Dimension	305(W) x 51.3(H) x 250(D) mm 12(W) x 2.02(H) x 9.84(D) inch
GPIO port	3 Function: - Primary / Secondary Screen Swap - PIP / PBP1 / PBP2 Select, - Record indicator

I/O Characteristics

Signal	Type	SignalName	Supported Resolution	Application	
Signal Input	VIDEO (BNC, DIN)	CVBS x 1	NTSC / PAL/SECAM		
		SVHS(Y/C) x 1			
		VGA	Up to 1920 x 1200 / 60Hz		
	VGA, RGB (DSUB15)	Analog RGBHV	-		
		Analog RGBs	-		
		Component (Y,Pb,Pr)	Up to 1920 x 1080 / 60Hz		
DIGITAL 1,2 (DVI-D)	Digital DVI-D x 1	Up to 1920 x 1200 / 60Hz			
	Digital DVI-D(Fiber DVI detachable) x 1	-			
		1080p	SMPTE-424M		
		720p / 1080i	SMPTE-292M		
3G-SDI (BNC)	3G SDI x 1		1035i	SMPTE-260M	
			480i / 576i	SMPTE-259M	
		DIGITAL (DVI-D)	Digital DVI-D x 2	Up to 1920 x 1200 / 60Hz	
			1080p	SMPTE-424M	
Signal Output	3G-SDI (BNC)	3G SDI x 1 SDI BYPASS	720p / 1080i	SMPTE-292M	
			1035i	SMPTE-260M	
			480i / 576i	SMPTE-259M	

More Medical Products from FSN



WIS1000
Wireless A/V transmitting system for the OR. 510k certified.



Medical Monitors
Designed for surgical use. Available sizes: 19" to 55."



IPS1000A - Control OR
Integrates the video signal types found in medical applications, with capacity for 10 inputs and 5 outputs.



Wireless Transmitter and Receiver

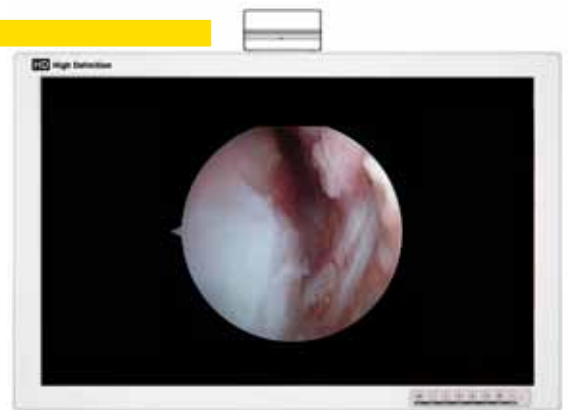
Wireless Transmission Made Easy

FSN's WIS1000, our 60 GHz wireless HD transmitter/receiver, provides an easy and flexible solution to wireless communications. This system supports HD video, 1080p/60Hz, plus new 3D video formats generated by HDMI 1.4a. Both CEC and non-CEC enabled devices are compatible with our WIS1000 wireless system.

- FDA 510K clearance
- 60 Ghz reliability
- Mounts easily to a variety of surfaces
- Transmitter and receiver automatically synchronize
- Supports high quality 1080p video
- Multiple transmitters and receivers can be configured to form a network



*Eliminate
cumbersome
cross-room cables or
wires!*



The WIS1000 package includes:

- 1 Wireless HD transmitter (WIS1000 Tx) unit
- 1 Wireless HD receiver (WIS1000 Rx) unit
- 1 User Guide
- 2 HDMI to DVI-D cables
- 2 Medical grade power cord
- 2 Medical power adaptor (5V/2A)
- 1 Bracket for wall mounting
- 1 Bracket for monitor bezel mounting
- 1 Cable guides and extra screws

www.fsnmed.com

Foreseon Custom Displays
2210 E. Winston Road
Anaheim, CA 92806
Tel: 714-300-0540
Fax: 714-300-0546

1 Bridge Plaza, Ste. 275
Fort Lee, NJ 07024
Tel: 201-849-4495
Fax: 201-490-1080

1800 Pembroke Dr., Ste. 300
Orlando, FL 32810
Tel: 407-667-3586
Fax: 407-667-4799

Benzstr.9
61352 Bad Homburg, Germany
Tel: +49(0)6172-185310-15
Fax: +49(0)6172-185310-11

Unit 2 Kingsmill Business Park
Chapel Mill Road
Kingston upon Thames, Surrey KT1 3GZ
Tel: 44 (0) 208 546 1047
Fax: 44 (0) 208 546 3931

Gang Nam Main Tower #801
1357-66 Seo-cho Dong
Seoul, 137-070 Korea
Tel: 82-2-521-5296
Fax: 82-2-521-5207

59-9 Jang-Dong, Yuseong-Gu
Daejeon City, Korea, 305-343
Tel: 82-42-360-8000
Fax: 82-42-360-8005

Specifications



■ FDA 510K clearance

General Specifications

Item	Description
Standards	WIS1000 WirelessHD, HDMI(V1.4a)
Frequency	60 GHz
Input/Output Interface	HDMI interface
Antenna Type	32 Antenna Array (Integrate Ceramic)
Range	10 meters in-room usage
AV Port	Transmitter : 1 Port (CEC pass through) Receiver : 1 Port (CEC pass through)
Physical Specifications	Weight : 242 g (TX) / 242 g (RX) Dimension : 162.0 * 86.0 * 50.0 mm (Tx) and (Rx)
Adapter Power	AC/DC adapter, BPM010S05F02 AC 90-240~, 50-60Hz input, DC +5V 2.0A
LED Indicators	One LED display, power indication

Environment Specification

Operating Conditions

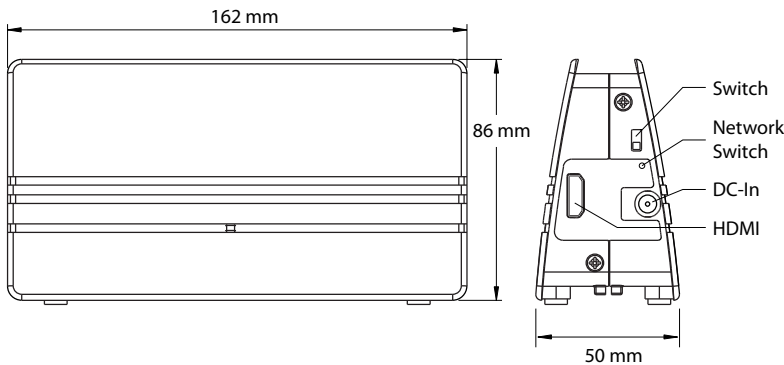
Temperature: 0°C ~ 40°C (32° ~ 104°F) Humidity: 5% ~ 85%

Transportation Conditions

Temperature: -20°C ~ 60°C (-4° ~ 140°F) Humidity: 5% ~ 95% Atmospheric Pressure: 500 to 1060 hPa

Storage Conditions

Temperature: -20°C ~ 60°C (-4° ~ 140°F) Humidity: 10% ~ 85%



Improve wireless reliability



WIS1001 (bottom)

The WIS1001 is a DVI signal regenerator created to provide a "clean" output signal complying with industry standards. It allows the user to upscale a lower resolution to HD.

Additional wireless packages from FSN

WIS1000-DC

Standard package, plus a DC Splitter power supply.

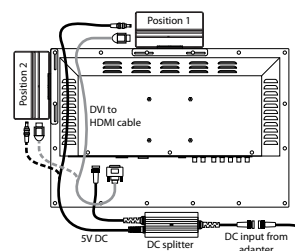
WIS1000-1001

Standard package, plus a WIS1001 signal cleaning module.

WIS1000-DC-1001

Standard package, plus a DC Splitter and WIS1001 signal cleaning module.

Powering the WIS1000



The DC Splitter is a convenient way to further reduce cords and wires from a video display system. It uses power from a monitor's cord and connects to the WIS1000 wireless unit

DSL

Optical DVI 1 Channel Extender

This unique fiber optical cable system lets your digital flat panel display extend up 1000 meters (3300 feet) away from the host by TMDS digital signal transmission with only 1 optical fiber.



Features

- High speed and long distance transmission by 1 channel SC type multi-mode optical fiber
- Compatible with TMDS signal (single link)
- RGB clock signal is transmitted by 1 multi-mode optical fiber
- Self detecting function for EDID information
- Optional external power supply (automatic power switch is included)
- EMI & Safety: CE, UL, FCC



Specifications		
	Transmitter	Receiver
Connector	DVI 24 pin (Male)	SC connector (Female)
Optical fiber	1 channel / multi-mode	
Video Bandwidth	1.65Gbps (single link)	
Supporting Resolution & Distance	- WUXGA(1920 x 1200) / 500M (1,650ft) - UXGA(1600 x 1200) / 700M (2,300ft) - SXGA(1280 x 1024) / 1000M (3,300ft)	
Power Consumption	0.8W(max)	0.6W(max)
Power Supply	Optional	100-240V DC 5V,2A
Dimension	40W X 67D X 15H (mm)	
Enviroment	Operating Temperature Range: 0° - 50° C Storage Temperature Range: -20° - 70° C	

DDL

Optical DVI 4 Channel Extender

OPHIT's DDL extender, coupled with a fiber optical cable system lets your digital flat panel display extend up 1000 meters (3300 feet) away from the host by TMDS digital signal transmission.



Features

- High speed and long distance transmission by 4 channel LC type multi-mode optical fiber
- RGB clock signal is transmitted seperately by multi-mode optical fiber
- Support up to WUXGA (1920 x 1200) and 1080p (1920 x 1080)
- Self detecting function for EDID information
- Optional external power supply (automatic power switch is included)
- EMI & Safety: CE, UL, FCC



Specifications		
	Transmitter	Receiver
Connector	DVI 24 pin (Male)	LC connector (Female)
Optical fiber	4 channel / multi-mode	
Video Bandwidth	1.65Gbps (single link)	
Supporting Resolution & Distance	- WUXGA(1920 x 1200) / 500M (1,650ft) - UXGA(1600 x 1200) / 700M (2,300ft) - SXGA(1280 x 1024) / 1000M (3,300ft)	
Power Consumption	0.65W(max)	1.15W(max)
Power Supply	Optional	100-240V DC 5V,2A
Dimension	40W X 70D X 15H (mm)	
Enviroment	Operating Temperature Range: 0° - 50° C Storage Temperature Range: -20° - 70° C	

DSP

Optical DVI 1 Channel Bi-directional Extender

Our DSP optical DVI extension module is designed to let digital flat panel displays extend over 300 meters (1000 feet) away from the host source through the use of standard DVI and optical transmission technology. It can transmit EDID data and HDCP over fiber in real time. DSP can be used with DVI devices as well as HDMI standard devices such as a Blu-ray player, PS-3.

Features

- High speed and long distance transmission by 1 channel SC type multi-mode optical fiber
- Supports resolution up to HDTV / 1080P, PC / WUXGA(1920 x 1200)
- TMDS video signal and EDID data is transmitted over optical fiber
- Uses a slim and light aluminum case
- EMI & Safety: CE.FCC



Specifications

	Transmitter	Receiver
Connector	DVI 24 pin (Male)	SC connector (Female)
Optical fiber	1 channel / multi-mode	
Video Bandwidth	3.5Gbps (single link)	
Supporting Resolution & Distance	- WUXGA(1920 x 1200) / 300M (1,000ft) - 1080p(1920 x 1200) / 300M (1,000ft)	
Power Consumption	1.3W(max)	1.1W(max)
Power Supply	Optional	100-240V DC 5V,2A
Dimension	40W X 60D X 14H (mm)	
Environment	Operating Temperature Range: 0° - 50° C Storage Temperature Range: -20° - 70° C	

CVBXW

Signal Converters

CVBXW converters perform without signal degradation. Models are available for DVI, HDS DI, S-Video, and VGA.

Features

- Automatic signal detection
- High speed, long distance transmission
- Color-coded LED lights indicate status



Optical Fiber

Cables and Accessories

Multi-mode glass fiber 50/125um , OFNR rated.

Features

- LC or SC type
- 1 to 6 channel
- Indoor or outdoor





Medical Displays | Wireless Communication | Signal Management | Connections

Specifications are subject to change with or without notice. Doc. # FSN1935 Rev. 12/12

www.fsnmed.com

2210 E. Winston Road
Anaheim, CA 92806
Tel: 714-300-0540
Fax: 714-300-0546

1 Bridge Plaza, Ste. 275
Fort Lee, NJ 07024
Tel: 201-849-4495
Fax: 201-490-1080

1800 Pembroke Dr., Ste. 300
Orlando, FL 32810
Tel: 407-667-3586
Fax: 407-667-4799

Benzstr.9
61352 Bad Homburg, Germany
Tel: +49(0)6172-185310-15
Fax: +49(0)6172-185310-11

Unit 2 Kingsmill Business Park
Chapel Mill Road
Kingston upon Thames, Surrey KT1 3GZ
Tel: 44 (0) 208 546 1047
Fax: 44 (0) 208 546 3931

Gang Nam Main Tower #801
1357-66 Seo-cho Dong
Seoul, 137-070 Korea
Tel: 82-2-521-5296
Fax: 82-2-521-5207

59-9 Jang-Dong, Yuseong-Gu
Daejeon City, Korea, 305-343
Tel: 82-42-360-8000
Fax: 82-42-360-8005