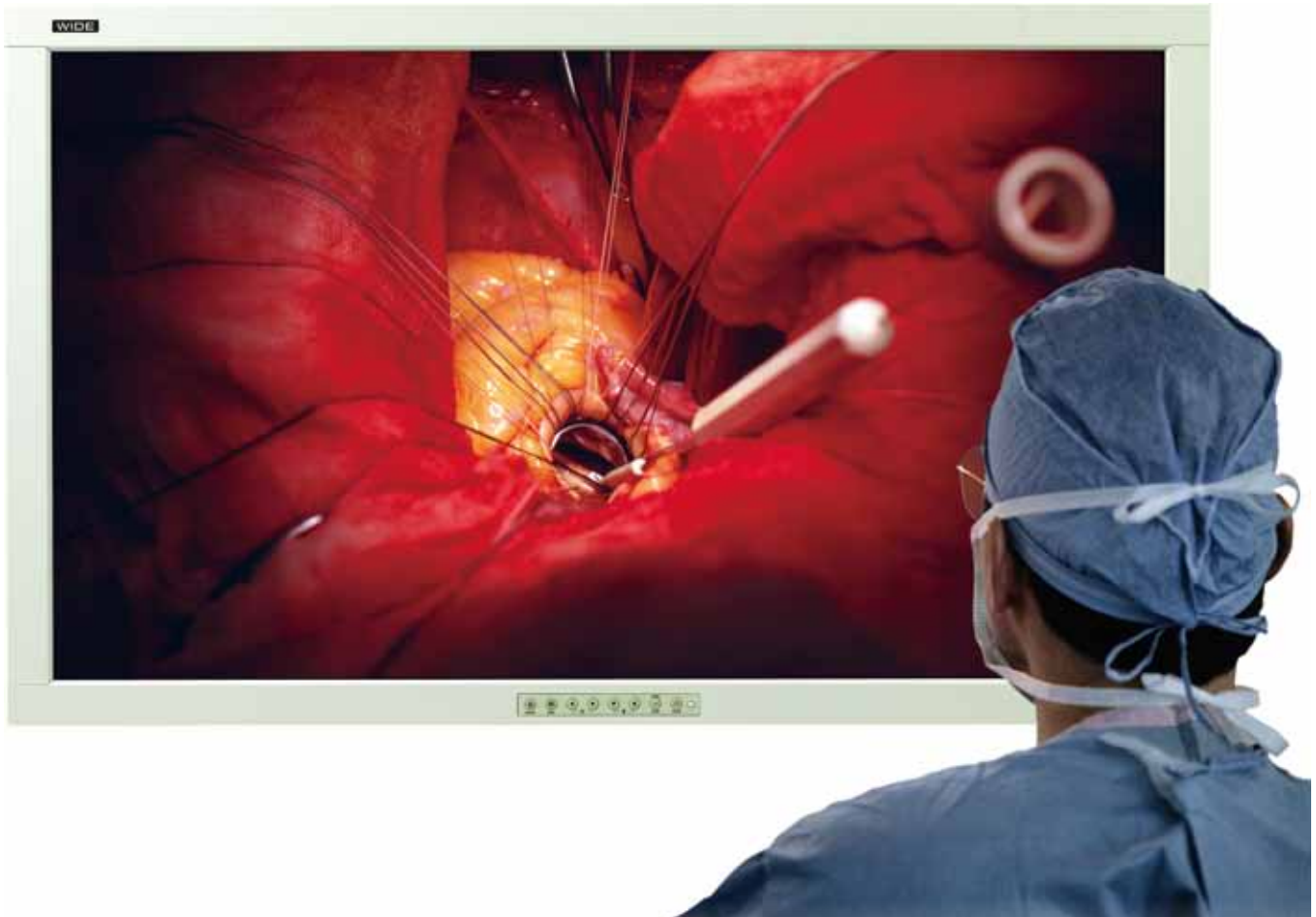




Maximum Visual Precision

24-inch Full HD
SD2400CW
42-inch Full HD
SD4200CW

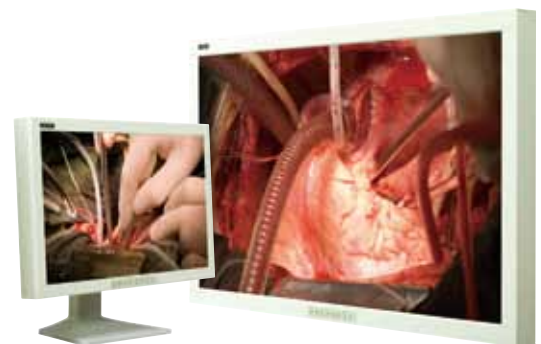
High Advanced Surgical Color LCD Display



WIDE's New SD series of Full HD resolution LCD displays are specifically designed for use in the surgery environment application. The SD family delivers precise, pure and natural look of blood expression, clear and crisp image quality on the full HD 24", 42" screen.

Both models are capable to display full high definition format resolutions through the versatile source connectivity based on high advanced digital image processing technology.

An embedded diagnostic purposed feature set can extend the use of SD series displays in wide variety applications not only for the surgery application but also other general diagnostic purposes.



FULL HD 1080P SD2400CW

FULL HD 1080P SD4200CW

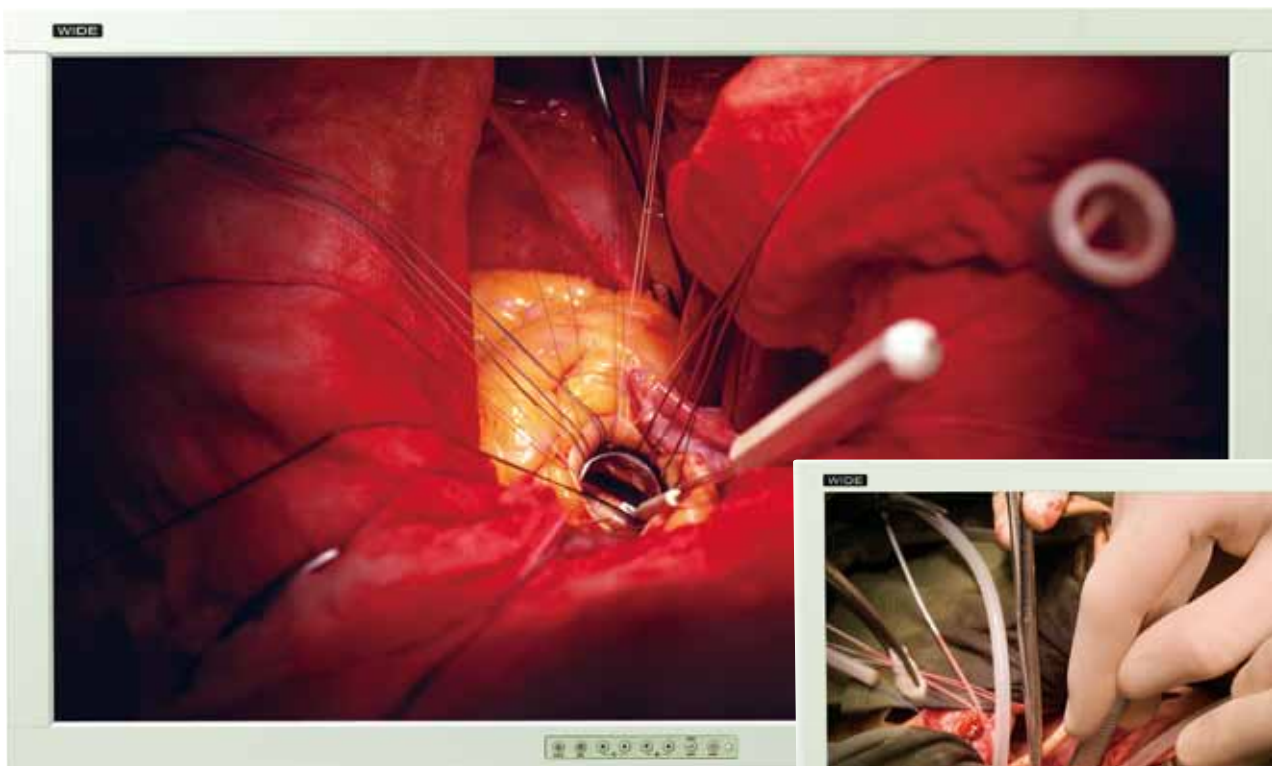
Maximum Visual Precision for the Operating Room

More dedicated and exceptional displays

WIDE's New SD series of display has been engineered for maximum visual precision. It delivers world's top class of image quality to meet precise standards for accuracy and reliability that set new benchmarks.

The SD series display has been designed to reach the exceptional requirement of surgery application with superior image performance, reliability, and great

usability. Furthermore, the SD series display offers great contrast ratio, color expression associated with great color gamut expression coverage, and wide viewing angle performance. We are confident the New SD series display delivers a great of satisfaction into your in the operating room workstation.



SD4200CW



SD2400CW

Fanless and Low Noise

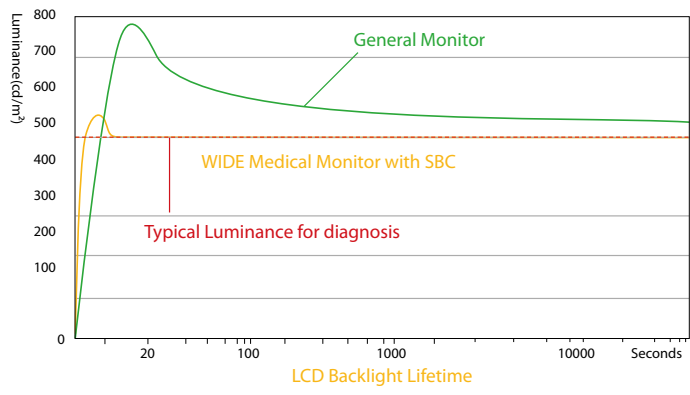
The fanless design of SD series display keeps very quite level of noise, which is great not to allow even a small level of interference by noise as well as the possibility of the spread of contaminates and anesthetics in the operating room.

Perfect Protection and Double Anti-reflective Glass

The sealed housing of the SD series display provides perfect protecting against liquid ingress, micro size dust and other substances. Its perfect protection helps the users to very easily clean and disinfect the displays. A double-side antireflective (AR) coating of protective glass on the front of the display screen also secures the front screen from intensive use as well as reduces the reflection from ambient light to a minimum in the operating room.

Integrated Luminance Consistence Sensor

An on-board back-light consistence sensor called Stable Brightness Control (SBC) watches out the brightness change of the display per microseconds and keeps the consistency of brightness level automatically.



User Friendly Usability

The SD series display has been considered to maximize its usability. Front located On-Screen-Display (OSD) adjustment buttons associated with professionally organized OSD navigation and multiple foreign languages makes very ease of display adjustments. The VESA standard mounting located on the rear housing also provides convenient use with a surgical equipment arm or wall mounting arm in the operating room.

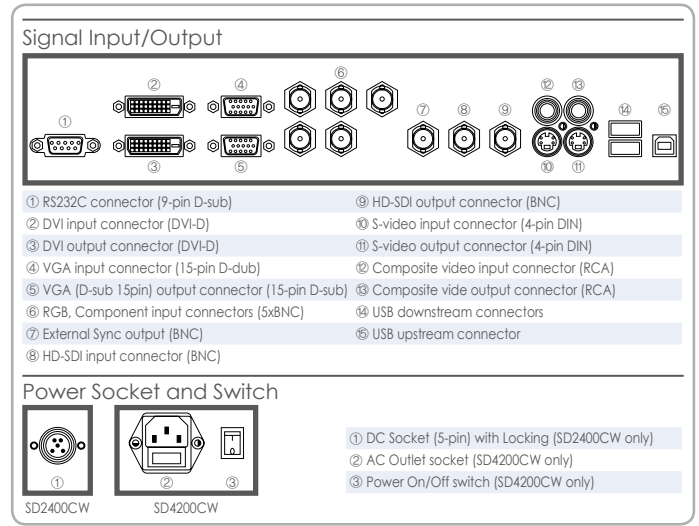
Multiple Diagnostic View Modes

The SD series display provides multiple diagnostic view modes enabling the display to multi-task in a medical application. Every diagnostic view mode delivers extremely accurate color temperature values.

Diagnostic Modes	Color Temperature (Typical)	x,y Coordinate (Typical)
Clearbase	7500°K	x: 0.299, y: 0.315
Bluebase	12500°K	x: 0.268, y: 0.279
sRGB	6500°K	x: 0.312, y: 0.329
Text View	5000°K	x: 0.345, y: 0.358

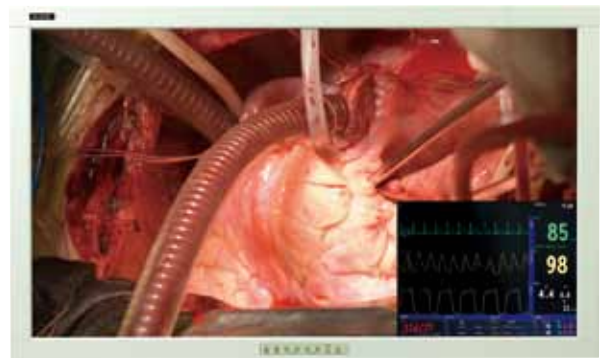
Versatile connectivity to a full range of modalities

The SD series display is a versatile multi-modality display for endoscope camera, ultrasound, cardiology and general purpose of PACS system associated with a variety of input connectivity such as PC signal, Composite and S-video, SD and full HD, as well as optional SD/HD SDI input and output.



Multi Windowing Displays

The SD series display is able to present the simultaneous two display windows to display two different images from two different sources at same time. This feature allows the user to look at more information and data. These two display windows can be swapped between the primary and secondary one.



Picture-in-Picture (PIP)



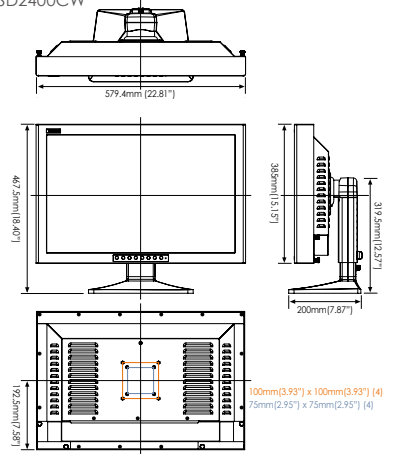
Picture-by-Picture (PBP)

Technical Specifications

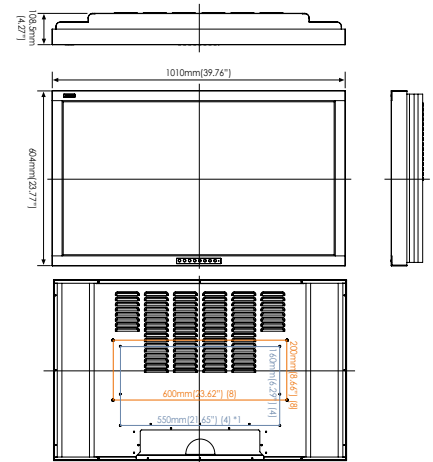
		SD2400CW	SD4200CW
LCD Panel	Type	a-si TFT LCD	a-si TFT LCD
	Native Resolution (HxV)	1920x1200	1920x1080
	Active Display Area (HxV)	518.4 x 324.0mm(24", diagonal)	930.2x523.3mm(42", diagonal)
Visual Characteristics	Colors	16.8 millions	16.8 millions
	Color Gamut	102% of NTSC	76% of NTSC
	Viewing Angle (HxV)	178° x 178°	178° x 178°
	Response Time (Typical)	14 mseconds	5 mseconds
	Diagnostic View Mode	Bluebase, Clearbase, sRGB, Text, Grayscale, User	Bluebase, Clearbase, sRGB, Text, Grayscale, User
	Brightness (Typical)	400cd/m ²	500cd/m ²
	Contrast Ratio (Typical)	1300:1	1300:1
Input Connectivity	Light Sensor	Built-in (SBC)	Built-in (SBC)
	Composite	RCA(x1), NTSC, PAL	RCA(x1), NTSC, PAL
	S-video	4-pin DIN (1x), NTSC, PAL	4-pin DIN (1x), NTSC, PAL
	Component/RGB	BNC (x3)	BNC (x3)
	RGB H/V sync	BNC (x5)	BNC (x5)
	DVI	DVI-D (x1)	DVI-D (x1)
	PC RGB	15-pin D-sub (x1)	15-pin D-sub (x1)
	Sync-On-Green	BNC (x1)	BNC (x1)
	(HD-) SDI input	BNC (1x), HD	BNC (1x), HD
	Serial Remote	RS232C, 9-pin DIN	RS232C, 9-pin DIN
	USB	One Upstream/Two Downstreams	One Upstream/Two Downstreams
Output Connectivity	Composite	RCA(x1)	RCA(x1)
	S-video	4-pin DIN (x1)	4-pin DIN (x1)
	DVI	DVI-D (x1)	DVI-D (x1)
	PC RGB	15-pin D-sub (x1)	15-pin D-sub (x1)
	(HD-) SDI output	BNC (x1), HD	BNC (x1), HD
	Ext Sync	BNC (x1)	BNC (x1)
Scanning Frequency	Horizontal Scan Frequency	30-90KHz (15.75KHz for CVBS)	30-90KHz (15.75KHz for CVBS)
	Vertical Scan Frequency	50-85Hz (WUXGA, UXAG@60Hz)	50-85Hz (WUXGA, UXAG@60Hz)
	Maximum Bandwidth	195MHz	195MHz
Supported Resolutions & Formats	PC	VGA up to WUXA	VGA up to WUXA
	Video	Composite, S-video, HDTV(480i/p, 720p, 1080i/p), HD SDI	Composite, S-video, HDTV(480i/p, 720p, 1080i/p), HD SDI
Image Processing	Motion Adaptive Deinterlacing	Up to 1080i	Up to 1080i
	LAI (Low angle Interpolation)	○	○
	XC/XL	○	○
	3D Comb Filter	○	○
	DICOM compliance	○	○
	Picture-in-Picture (PIP)	○	○
	Picture-by-Picture (PBP)	○	○
	PIP/PBP Swapping	○	○
	Monochrome SOG	○	○
Grayscale Mode	○	○	
Power Supply	Connector Type	5-pin Socket with locking	AC outlet Socket
	Power Requirement	DC 24V@6.25A, AC100-240V±10%, 50/60Hz	AC100-240V±10%, 50/60Hz
	Power Consumption (Typical)	120 Watts	225 Watts
Wall Mounting	VESA MIS F, 100x100mm, 4		
Weight (Typical)	10kg (Without standbase)		
Operational Temperature	0°C to 35°C (32°F to 95°F)		
Operational Humidity	10% to 80%		
Storage Temperature	-20°C to 60°C (4°F to 140°F)		
Regulations	Safety	UL60601-1, IEC/EN60601-1, CE, CCC	
	EMC/EMI	FCC class B, EN60601-1-2, EN55022 class B, EN61000-3-2, MIC, VCCI, CCC	
Supplied Accessories	DC Power Adaptor, AC Power Cord, Instruction Manual, CD-ROM, Warranty Card, VGA Cable, DVI Cable, BNC Cable, BNC-to-component Cable, S-video Cable, Composite Cable		
Optional Accessories	Tilt Stand-base, BNC-to-BNC Cable, HD-SDI, Optical Cable (10m) with Tx/Rx Module, Table Stand-base, BNC-to-BNC Cable, HDSDI, Optical Cable (10m) with Tx/Rx Module		

Dimensions

SD2400CW

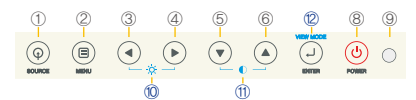


SD4200CW



*1) These screw holes are for the optional table stand-base only.

Control Buttons



- ① Source
- ② Menu
- ③ Arrow-Left
- ④ Arrow-Right
- ⑤ Arrow-Down
- ⑥ Arrow-Up
- ⑦ Enter
- ⑧ Power button
- ⑨ LED Power indicator
- ⑩ Brightness (Hot key)
- ⑪ Contrast (Hot key)
- ⑫ Diagnostic View (Hot key)



WIDE KOREA

456, Gomae-dong, Giheung-gu, Yongin-si, Gyeonggi-do, 446-901, Korea
Tel: +82-31-218-1600 Fax: +82-31-274-7400 info@widecorp.com

WIDE USA

8 Hammond St., Suite #114 Irvine, CA 92618, USA
Tel: +1-949-305-9933 Fax: +1-949-305-5452 infousa@widecorp.com

WIDE EUROPE B.V.

Hullenbergweg 413, 1101 CS Amsterdam, Zuidoost, The Netherlands
Tel: +31-20-311-9797 Fax: +31-20-311-9790 infoeu@widecorp.com

WIDE JAPAN

711, 6-9-1, Nishi-Shinjuku, Tokyo, 160-0023, Japan
Tel: +81-3-6304-5604 Fax: +81-3-6304-5604 infojapan@widecorp.com