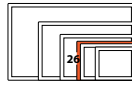


26" HD Medical Display



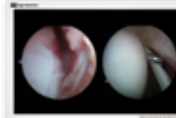
When Clarity Matters Most

At FSN, we understand that although space is limited in the OR, quality must not be compromised. Our complete medical monitor selection offers functionality, reliability, and all major inputs: DVI, VGA, Component, Composite, S-video, SOG, HDSOI and fiber.

- High definition picture
- Designed for medical use
- Rugged, IPX1 liquid resistant housing
- Withstands repeated cleaning
- Mounts securely to booms or custom yokes.
- Firmware can be upgraded and customized

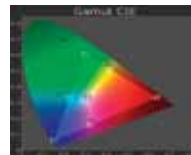


Medical monitors from FSN are fully compatible with today's medical video providers.



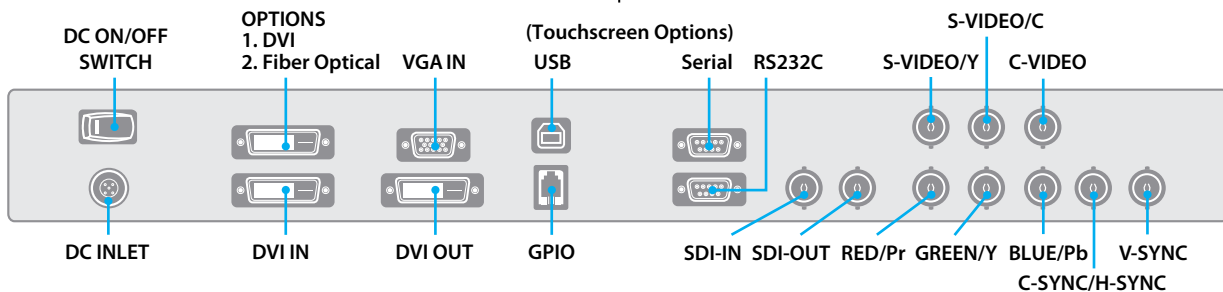
Multi-Display Modes

Picture-in-picture, picture-by-picture, zoom, swap images, pan, OSD lock and freeze functions can be controlled from the keypad located on the front of each display.



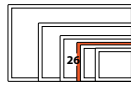
Accurate Color Reproduction

FSN monitors have the ability to clamp down the visible color spectrum, ensuring that doctors see exactly what they expect to see. Each display is calibrated to well known surgical color preferences. In addition, fine tune adjustments can be made at any time.



FSN displays have the connections you need. All major inputs are accepted via the back side connection panel. There are even connections for optional touchscreen capability.

Specifications



General Features

Item	Description
Panel	26" LM260WU2-SLA2 (LG Display)
Resolution	1920 x 1200 pixel
Input Signal	1 x DVI 1
	1 x DVI 2 (optical fiber optional)
	1 x D-SUB
	1 x BNC (SDI)
	1 x BNC (CVBS)
	2 x BNC (SVHS Y/C)
	5 x BNC (Component Y/G, Pb/B, Pr/R, H/CS, VS Input)
TOUCH (optional)	(Note: Depth and weight will increase)
GPIO port	Swap, PIP / PBP1 / PBP2 Select, Record indicator
Output Signal	1 x DVI & 1 x BNC (SDI)
Power Supply	AC/DC Adaptor (AC 100~240V, DC 24V 6.25A)
Control Key	Power, Menu, PIP, Up, Down, Plus, Minus, Input
Unit Dimension	618(W) x 412(H) x 99.5(D) mm 24.33(W) x 16.22(H) x 3.92(D) inch
Average Brightness	400 (5 points avg.) cd/m2
Response Time (G-to-G)	6 ms (avg.)
Viewing Angle (CR>10)	R/L 178, U/D 178
Weight	8.8 kg, 19.4 lbs
Contrast Ratio	1000 : 1 typical
Pixel Pitch	0.2865 x 0.2865

Signal Timing

Input Signal	Type	Description
VGA	Type	Analog RGB
	Connector	DSUB-15
	Level	0.7Vp-p ±5%
	Polarity	Positive
	Impedance	75 ohm ±5%
	Horizontal frequency	30 ~ 93KHz
	Vertical frequency	50 ~ 85Hz
	Applicable maximum pixel frequency	170MHz
	Type	Separate H/V sync, Composite H/V sync, Sync On Green Automatic synchronization without external switch
	Terminal resistance	more than 2KΩ
DVI	Type	Digital RGB
	Signal Format	TMD5 single link
Optical DVI	Connector	DVI-D
	Type	Digital RGB
CVBS	Signal Format	Fiber Optic Transmission
	Type	C-Video
	Color system	NTSC, PAL
SVHS Y/C	Signal Format	Composite Video Signal
	Type	S-Video
	Color system	NTSC, PAL
SDI	Signal Format	Y/C Separated Video Signal
		1080i (60 / 59.94 / 50)
	SMPTE-274M	1080p (30 / 29.97 / 25 / 24 / 24sF / 23.98 / 23.98sF)
	SMPTE-296M	720p (60 / 59.94 / 50)
	SMPTE-260M	1035i (60 / 59.94)
	SMPTE-125M	480i (59.94)
ITU-R BT.656	576i (50)	

